



SHIRE OF WOODANILLING



ORDINARY MEETING
OF COUNCIL
Minutes
21 May 2019

CONTENTS

1. DECLARATION OF OPENING / ANNOUNCEMENT OF VISITORS	2
1.1. <i>DISCLOSURE OF INTEREST AFFECTING IMPARTIALITY</i>	2
2. RECORD OF ATTENDANCE / APOLOGIES / LEAVE OF ABSENCE (PREVIOUSLY APPROVED)	2
3. RESPONSE TO PREVIOUS PUBLIC QUESTIONS TAKEN ON NOTICE	2
4. PUBLIC QUESTION TIME	2
5. PETITIONS / DEPUTATIONS / PRESENTATIONS	2
6. APPLICATIONS FOR LEAVE OF ABSENCE	2
7. ANNOUNCEMENTS BY SHIRE PRESIDENT AND/OR DEPUTY PRESIDENT WITHOUT DISCUSSION	2
8. CONFIRMATION OF COUNCIL MEETING MINUTES:	3
8.1. <i>ORDINARY MEETING OF COUNCIL HELD – 16/04/2019</i>	3
9. CONFIRMATION OF OTHER MEETING MINUTES	3
10. OFFICER'S REPORTS	4
10.1. <i>APPLICATION TO KEEP MORE THAN 2 DOGS ON PROPERTY</i>	4
11. RISK MANAGEMENT	5
12. COUNCILLOR'S REPORTS ON MEETINGS ATTENDED	6
12.1. <i>COUNCILLOR'S MEETINGS ATTENDED FOR THE PERIOD – 17/04/2019 – 21/05/2019</i>	6
13. ELECTED MEMBERS' MOTION OF WHICH PREVIOUS NOTICE HAS BEEN GIVEN	6
14. MOTIONS WITHOUT NOTICE BY PERMISSION OF THE COUNCIL	6
14.1. <i>COUNCILLORS AND / OR OFFICERS</i>	6
15. ITEMS FOR DISCUSSION	6
16. INFORMATION ITEMS	6
16.1. <i>ADOPTION OF INFORMATION REPORTS</i>	6
16.2. <i>WWLZ INFORMATION REPORT – FOR THE PERIOD 2/4/2019 – 3/5/2019</i>	7
16.3. <i>MONTHLY FINANCIAL REPORT – FOR THE PERIOD ENDED 31 MARCH 2019</i>	9
16.4. <i>MONTHLY RATES REPORTS – FOR THE PERIOD ENDING – 30/04/2019</i>	9
16.5. <i>SCHEDULE OF ACCOUNTS PAID FOR THE PERIOD 01/04/2019 – 30/04/2019</i>	9
16.6. <i>CORRESPONDENCE & MINUTES FOR INFORMATION</i>	13
16.7. <i>COUNCIL/COMMITTEES - STATUS REPORT</i>	14
17. CLOSURE OF MEETING	17

*These Minutes of the meeting held 21 May 2019 are confirmed as a true and correct record of proceedings without amendment.
Confirmed on 18 June 2019 by the Presiding Member, Cr HR Thomson.*

.....
Cr HR Thomson Presiding Member

18 June 2019

ORDINARY MEETING OF COUNCIL AGENDA

1. DECLARATION OF OPENING / ANNOUNCEMENT OF VISITORS

Meeting opened 4.20pm

1.1. DISCLOSURE OF INTEREST AFFECTING IMPARTIALITY

Division 6 Subdivision 1 of the Local Government Act 1995 requires Council Members and Employees to declare any direct or indirect financial interest or general interest in any matter listed in this Agenda.

The Act also requires the nature of the interest to be disclosed in writing before the meeting or immediately before the matter be discussed.

NB: A Council member who makes a disclosure must not preside or participate in, or be present during, any discussion or decision making procedure relating to the declared matter unless the procedures set out in Sections 5.68 or 5.69 of the Act have been complied with.

DISCLOSURE OF INTEREST AFFECTING IMPARTIALITY

Disclosures of Interest Affecting Impartiality are required to be declared and recorded in the minutes of a meeting. Councillors who declare such an interest are still permitted to remain in the meeting and to participate in the discussion and voting on the particular matter. This does not lessen the obligation of declaring financial interests etc. covered under the Local Government Act.

To help with complying with the requirements of declaring Interests Affecting Impartiality the following statement is recommended to be announced by the person declaring such an interest and to be produced in the minutes.

"I (give circumstances of the interest being declared, eg: have a long standing personal friendship with the proponent). As a consequence there may be a perception that my impartiality on this matter may be affected. I declare that I will consider this matter on its merits and vote accordingly".

CEO Stephen Gash declared an interest in item 10.1

2. RECORD OF ATTENDANCE / APOLOGIES / LEAVE OF ABSENCE (PREVIOUSLY APPROVED)

Present:

Cr HR Thomson Shire President
Cr M Trimming
Cr D Douglas
Cr P Morrell

Cr T Brown
Stephen Gash CEO
Sue Dowson Deputy CEO
Colleen Pollard ASO

Apologies:

Cr T Young Deputy
Shire President

3. RESPONSE TO PREVIOUS PUBLIC QUESTIONS TAKEN ON NOTICE

Nil

4. PUBLIC QUESTION TIME

Nil

5. PETITIONS / DEPUTATIONS / PRESENTATIONS

Nil

6. APPLICATIONS FOR LEAVE OF ABSENCE

Nil

7. ANNOUNCEMENTS BY SHIRE PRESIDENT AND/OR DEPUTY PRESIDENT WITHOUT DISCUSSION

Shire President attended the opening of the new Katanning Co-op on Saturday 18th May 2019. He requested that an article be placed in the June Wongi regarding the opening, and support local businesses.

8. CONFIRMATION OF COUNCIL MEETING MINUTES:

8.1. ORDINARY MEETING OF COUNCIL HELD – 16/04/2019

COUNCIL DECISION

Moved Cr Morrell seconded Cr Brown that the Minutes of the Ordinary Meeting of Council held 16 April 2019 be confirmed as a true and correct record of proceedings without amendment.

CARRIED 5/0

9. CONFIRMATION OF OTHER MEETING MINUTES

Nil

10. OFFICER'S REPORTS

CEO Stephen Gash left the meeting at 4.23pm

10.1.APPLICATION TO KEEP MORE THAN 2 DOGS ON PROPERTY

Proponent	Stephen Gash
Owner	
Location/Address	3327 Robinson Road, Woodanilling
Author of Report	Colleen Pollard ASO
Date of Meeting	21/05/2019
Previous Reports	Nil
Disclosure of any Interest	Yes
File Reference	5.2.1 AN207
Attachments	Policy 85

BRIEF SUMMARY

To consider request for exemption to keep more than two (2) dogs under the Shire of Woodanilling Dogs Local Law.

BACKGROUND

- Application to keep 3 small dogs at 3327 Robinson Road received 9/05/2019
- The property is securely fenced
- Dog registrations are current & transferred, with an expiry date 31/10/2021

STATUTORY/LEGAL IMPLICATIONS

Dog Act 1976 – Shire of Woodanilling Dogs Local Law 2008

POLICY IMPLICATIONS

Policy 85 applies

FINANCIAL IMPLICATIONS

Nil

STRATEGIC IMPLICATIONS

Theme 3

Law & Order

VISION

- Within the scope and ability of the Council, provide a safe and crime free community

OBJECTIVES

- To increase public awareness and empowerment of the community's role in crime prevention, animal control and fire management

STRATEGIES

- By the development of a Crime Prevention Plan through consultation and information sharing with the community and relevant authorities

GOALS

Short Term

LO.2 Implementation of Fire Management Plan adopted recommendations including, but not limited to: -Policies -Committee-Consideration of Town Brigade

LO.4 Local Laws: -Dividing Fences -Dogs-Collaboration with 4WD VROC

LO.6 Local Emergency Management to ensure preparedness for local emergencies

Medium Term

LO.1 Implement adopted recommendations from Woodanilling Crime Prevention Plan

Ongoing

LO.3 Animal Control – resource sharing for dog, cat and other animal control and ranger services

CONSULTATION/COMMUNICATION

Direct communication with dog owners and via neighbouring properties

11. RISK MANAGEMENT

Risk assessment is a financial impact that is (1) insignificant. The likelihood is rare and consequence is insignificant giving it a risk rating of low.

COMMENT

Nothing further

VOTING REQUIREMENTS

Simple majority

OFFICER'S RECOMMENDATION AND COUNCIL DECISION – ITEM 10.1 APPLICATION TO KEEP MORE THAN 2 DOGS ON PROPERTY

Moved Cr Morrell seconded Cr Douglas

That Council grant an exemption pursuant to S26(3) of the *Dog Act 1976*, to the keeping of more than two dogs by Mr S Gash 3327 Robinson Road, Woodanilling for the period 01/11/2019 expiring 31/10/2022, subject to the following conditions:

- a) This exemption applies to the dogs described in the application only – should numbers be reduced for whatever reason including natural attrition and the owner wishes to acquire more dogs then a further exemption is required by Council prior to obtaining any further dogs.
- b) Dog registrations must remain current at all times;
- c) This exemption is not an approval for a kennel establishment therefore the owners are prohibited from breeding and selling dogs under Council's Town Planning Scheme No.1.
- d) The use hereby permitted shall not cause injury to or prejudicially affect the amenity of the area by reason of the emission of odour, noise, waste product or otherwise.
- e) The exemption may be revoked or varied at any time under the *Dog Act 1976* section 26 (3.c)

CARRIED 5/0

CEO Stephen Gash returned to the meeting at 4.27pm

12. COUNCILLOR'S REPORTS ON MEETINGS ATTENDED

12.1.COUNCILLOR'S MEETINGS ATTENDED FOR THE PERIOD – 17/04/2019 – 21/05/2019

GSRRG & WALGA Zone attended by CEO Stephen Gash, Cr Douglas, Cr Morrell, Shire President Thomson. Joint meeting was successful. CEO Stephen Gash mentioned that he will be on the committee for the Western Sub Group (Regional Road Groups)

GSCORE Trails Master Plan Workshop attended by Deputy CEO Sue Dowson, Cr Douglas, Cr Brown, Cr Young. 15 community members attended.

Deputy CEO left the meeting at 4.57pm and returned at 4.59pm.

TEWG Meeting attended by Cr Young and Cr Trimming

Cr Douglas asked that State Council meeting minutes be shared to Councillors in the future. Can an electronic or hard copy be supplied to attending Councillors.

13. ELECTED MEMBERS' MOTION OF WHICH PREVIOUS NOTICE HAS BEEN GIVEN

Nil

14. MOTIONS WITHOUT NOTICE BY PERMISSION OF THE COUNCIL

14.1.COUNCILLORS AND / OR OFFICERS

The Council agreed to consider the request by the CEO for nominations to the Development Assessment Panel for future Planning referrals.

ITEM 14.1 GREAT SOUTHERN DEVELOPMENT ASSESSMENT PANEL FOR WOODANILLING REFERRALS

Moved Cr Morrell seconded Cr Trimming that Cr Thomson and Cr Douglas nominated to become members of the Development Assessment Panel and Cr Brown nominated as Proxy.

CARRIED 5/0

15. ITEMS FOR DISCUSSION

Nil

16. INFORMATION ITEMS

16.1.ADOPTION OF INFORMATION REPORTS

RECOMMENDATION – INFORMATION REPORT 21/05/2019

Moved Cr Morrell seconded Cr Douglas that Council endorses the information contained in the following information reports.

CARRIED 5/0

16.2.WWLZ INFORMATION REPORT – FOR THE PERIOD 2/4/2019 – 3/5/2019

GLOSSARY

NLP	- National Landcare Programme
SWCC	- South West Catchments Council
SCNRM	- South Coast Natural Resource Management
GWL	- Gondwana Link

MANAGEMENT COMMITTEE MEETING

Last Meeting: 1 May 2019

Next Meeting: 12 June 2019

LANDCARE COORDINATION FUNDING 2018 / 2019

- SWCC Pollinator Project - \$38,892
- SWCC Pollinator Project mammal surveys \$2400
- State NRM – Revitalising Reserves in Wagin - \$15,101
- State NRM – Restoring Mt Latham - \$10,600
- SCNRM – West Australia Rabbit Control & Awareness Project - \$11,187.58
- State NRM Community Grant – Wagin Lake Fauna Hotspot & Bird hide - \$19,271
- Kent LCDC – 20MT - \$4,225
- Kent LCDC – Fox Management - \$TBC

STRATEGIC PLANNING

- Constitution has been ratified at Special General Meeting – from this point onwards operating with a single committee.

CATCHMENT/COMMUNITY DEVELOPMENT

-

EVENTS

- Woolorama – had stall in ag dept shed and Phoebe on Friday. Sat was too wet
- Harmony Festival in Katanning – Phoebe paid event
- 23/24th March Woodanilling Fox shoot – 91 foxes, 5 cats & 20 rabbits culled \$480.00 to RMHI
- 6/7th April Wagin Fox shoot
- 16th April Pollination & Production info session – Woodanilling Pavilion

CURRENT/ONGOING PROJECTS:

STATE NRM – CAPABILITY GRANT – STRONGER LANDSCAPES FOR THE FUTURE IN WAGIN & WOODANILLING - \$120,000

- Currently reporting & acquitting project

STATE NRM – REVITALISING RESERVES IN WAGIN - \$15,101

- *Had complaint from Kershaw's regarding chemical spraying in reserve near Jaloran Rd. Based on this discussion I have requested a letter from them to send to the funding agency to formalise the situation. Spraying had been done as per regulated methods for the weed in question (Access & diesel) and is unlikely to have caused the issue related (found an ill owl the following day from spraying and said its breath smelt of chemicals – access is not overly fragrant, the diesel sprayed*

in conjunction with the chemical lingers however). Have halted spraying in that area as per discussion. Still trying to get a letter from them, however.

- Signage design completed and received, will engage shire staff to help erect signs when mountings are completed.

STATE NRM – RESTORING MT LATHAM - \$10,600

- Monitoring still to be completed early 2019

SCNRM – WEST AUSTRALIA RABBIT CONTROL & AWARENESS PROGRAM - \$11,187.58

- One publication remaining for on ground targets

SWCC – POLLINATOR PROJECT \$38,892

- Current mammal survey to be planned before June.
- Second mammal survey to be completed in Autumn.
- Landholder has begun fencing and site prep program.
- Workshop scheduled for April in Woodanilling.

SHIRE OF KENT – 20 MILLION TREES \$4225

- Fencing at Sam West's has been completed.
- Greening Australia to conduct the direct seeding program

SHIRE OF KENT – FOX CONTROL

- Documentation yet to be received from Kent.

LOCAL ABORIGINAL CONSULTATION

- No new activities

APPLICATION SUBMITTED

- Smart Farms Small Grants –\$83,000 - Improving pasture productivity across degraded soils in the Wagin Woodanilling Landcare Zone through peer experience. - UNSUCCESSFUL

APPLICATIONS UNDERWAY

- Joint 'Headwaters of the Upper Great Southern' application to be submitted for analysing best practice to manage soils to mitigate issues such as salinity, erosion, acidity etc.
- Small grant application for managing emerging pig problem around Wagin
- Large grant application with fencing and revegetation component focussed on success with Chuditch populations being seen again in Wagin/Woodanilling within last 3 years. (Chuditch recognised as a threatened species of interest in the region)

16.3.MONTHLY FINANCIAL REPORT– FOR THE PERIOD ENDED 31 MARCH 2019

Attachment 16.3.1 under separate cover

16.4.MONTHLY RATES REPORTS – FOR THE PERIOD ENDING – 30/04/2019

OUTSTANDING RATES	30/04/2019
Description	Balance
Rates	\$ 35,665.19
Legal charges	\$ 1,666.20
Penalty charges	\$ 7,324.83
Other Charges	\$ -
Instalment admin Fee	\$ 100.89
Instalment interest	\$ 77.50
Fire breaks	\$ 1,707.21
ESL Penalty	\$ 426.58
Sub total	\$ 46,968.40
Rubbish removal	\$ 2,993.78
Sub total	\$ 2,993.78
ESL	\$ 3,633.72
Sub total	\$ 3,633.72
Rates paid in advance	-\$ 9,404.71
Sub total	-\$ 9,404.71
Grand total	\$ 44,191.19

SUNDRY DEBTORS OUTSTANDING 90 DAYS OR GREATER

Client #	Details	Amount
20384	Block Slashing fees	\$786.39
79	WANDRA Funding	\$22570.11
47	Standpipe Water	\$47.52
114	WANDRAA standpipe Water	\$12757.85
9	Block Slashing as per firebreak notice	\$172.90
57	Planning Fee	\$939.68
	Under and overs	\$.01
	Total	\$37274.46

TOTAL SUNDRY DEBTORS OUTSTANDING

30 Days and less	60 Days	90 days or greater	Total
\$0	\$507.97	\$37274.46	\$37782.43

16.5.SCHEDULE OF ACCOUNTS PAID FOR THE PERIOD 01/04/2019 – 30/04/2019

Chq/EFT	Date	Name	Description	Invoice Amount	Payment Amount
EFT3847	12/04/19	Keith Robin Schurmann			-\$ 268.50
	05/04/19		Refuse site handover	\$ 268.50	
EFT3848	12/04/19	Dwanie Cooper			-\$ 340.00
	03/04/19		Payroll deductions	\$ 170.00	
	10/04/19		Payroll deductions	\$ 170.00	
EFT3849	12/04/19	West Australian Newspaper			-\$ 100.00
	31/03/19		Advertising	\$ 100.00	
EFT3850	12/04/19	Moore Stephens			-\$ 3,759.25
	28/03/19		EOM - Feb 19	\$2,475.00	
	31/03/19		Budget set up	\$1,284.25	
EFT3851	12/04/19	Wurth Australia			-\$ 164.30
	27/03/19		Materials	\$ 164.30	

Chq/EFT	Date	Name	Description	Invoice Amount	Payment Amount
EFT3852	12/04/19	LGIS Risk Management			-\$ 2,590.01
	27/03/19		Risk management workshop	\$2,590.01	
EFT3853	12/04/19	The Woodanilling Tavern			-\$ 430.00
	03/04/19		Accommodation & meals	\$ 430.00	
EFT3854	12/04/19	Sandra Williamson			-\$ 630.00
	31/03/19		Cleaning contract	\$ 420.00	
	03/04/19		Cleaning contract	\$ 210.00	
EFT3855	12/04/19	Hempfield Small Motors			-\$ 17.10
	13/03/19		Parts	\$ 17.10	
EFT3856	12/04/19	MultiSpares			-\$ 416.42
	03/04/19		Parts	\$ 416.42	
EFT3857	12/04/19	Richard Hickson Legal			-\$ 610.00
	12/11/18		Legal fees	\$ 610.00	
EFT3858	12/04/19	Kim Boulton			-\$ 1,650.00
	31/03/19		Record Keeping Implementation	\$1,650.00	
EFT3859	12/04/19	WA Contract Ranger Services			-\$ 1,075.25
	02/03/19		Ranger services	\$ 514.25	
	27/03/19		Ranger services	\$ 561.00	
EFT3860	12/04/19	Katanning Stock & Trading			-\$ 454.20
	21/03/19		Materials	\$ 58.20	
	07/03/19		Materials	\$ 396.00	
EFT3861	12/04/19	Synergy			-\$ 522.90
	01/04/19		Street lighting	\$ 522.90	
EFT3862	12/04/19	WALGA			-\$ 1,012.00
	25/03/19		Training	\$1,012.00	
EFT3863	12/04/19	Blights Auto Electrics			-\$ 92.50
	26/03/19		Parts	\$ 92.50	
EFT3864	12/04/19	Courier Australia			-\$ 28.83
	29/03/19		Freight	\$ 10.73	
	05/04/19		Freight	\$ 18.10	
EFT3865	12/04/19	Staff Lotto			-\$ 105.00
	03/04/19		Payroll deductions	\$ 50.00	
	10/04/19		Payroll deductions	\$ 55.00	
EFT3866	12/04/19	Great Southern Fuel Supplies			-\$ 7,279.96
	31/03/19		Fuel card purchases	\$1,125.11	
	26/03/19		Oils	\$ 461.69	
	11/04/19		Bulk diesel	\$5,693.16	
EFT3867	12/04/19	Cutting Edges Equipment Parts			-\$ 58.74
	26/03/19		Materials	\$ 58.74	
EFT3868	12/04/19	Cut-N-Cote			-\$ 63.70
	26/03/19		Materials	\$ 11.90	
	27/03/19		Materials	\$ 33.90	
	05/04/19		Materials	\$ 17.90	
EFT3869	12/04/19	JR & A Hersey			-\$ 169.40
	18/03/19		Materials	\$ 169.40	
EFT3870	12/04/19	ACMA			-\$ 113.00
	19/03/19		Apparatus Licence	\$ 113.00	
EFT3871	12/04/19	BOC Gases Australia			-\$ 24.73
	29/03/19		Gases	\$ 24.73	
EFT3872	12/04/19	Perth McIntosh & Son			-\$ 462.46
	18/02/19		Materials	\$ 462.46	
EFT3873	12/04/19	Lotex Filter Cleaning Service			-\$ 139.43
	22/02/19		Filter cleaning	\$ 139.43	
EFT3874	12/04/19	Winc			-\$ 345.21
	21/03/19		Stationery	\$ 345.21	
EFT3875	12/04/19	PCS			-\$ 850.00

Chq/EFT	Date	Name	Description	Invoice Amount	Payment Amount
	28/03/19		Software support	\$ 85.00	
	04/04/19		Software support	\$ 255.00	
	11/04/19		Software support	\$ 510.00	
EFT3876	12/04/19	Department of Mines, Industry Regulation & Safety			-\$ 104.68
	31/03/19		BSL March 19	\$ 104.68	
EFT3877	12/04/19	Great Southern Toyota			-\$ 250.00
	27/03/19		Detail vehicle	\$ 250.00	
EFT3878	12/04/19	Grahams Small Motor Centre			-\$ 96.00
	06/03/19		Parts	\$ 96.00	
EFT3879	12/04/19	Katanning Hardware			-\$ 323.98
	19/03/19		Gas bottles	\$ 280.00	
	21/03/19		Jerry cans	\$ 43.98	
EFT3880	12/04/19	Landgate Valuation & Property Analytics			-\$ 66.50
	28/03/19		Rural UV valuations	\$ 66.50	
EFT3881	12/04/19	Albany Best Office Systems			-\$ 25.00
	26/03/19		Freight	\$ 25.00	
EFT3882	12/04/19	Great Southern Waste Disposal			-\$ 2,444.40
	31/03/19		Rubbish removal	\$ 2,444.40	
EFT3883	12/04/19	Staff Christmas Club			-\$ 554.00
	03/04/19		Payroll deductions	\$ 257.00	
	10/04/19		Payroll deductions	\$ 297.00	
EFT3884	12/04/19	RSPCA WA			-\$ 10.00
	03/04/19		Payroll deductions	\$ 5.00	
	10/04/19		Payroll deductions	\$ 5.00	
EFT3885	12/04/19	Hughans Saw Services			-\$ 1,518.00
	27/03/19		Repair saw	\$1,518.00	
EFT3886	12/04/19	Strategic Teams			-\$ 3,723.46
	03/04/19		Acting CEO	\$3,723.46	
15301	12/04/19	Australia Post			-\$ 90.00
	31/03/19		PO Box renewal	\$ 90.00	
15302	12/04/19	Petty Cash Recoup			-\$ 197.20
	08/03/19		Petty cash recoup	\$ 197.20	
15303	12/04/19	BCITF			-\$ 151.87
	31/03/19		BCITF March 19	\$ 151.87	
15304	12/04/19	Department of Transport			-\$ 751.00
	27/03/19		12 month registration	\$ 375.50	
	14/03/19		12 month registration	\$ 375.50	
DD2433.1	10/04/19	Telstra			-\$ 278.00
	22/03/19		Bushfire SMS	\$ 278.00	
DD2450.1	03/04/19	WA Super			-\$ 672.53
	03/04/19		Superannuation contributions	\$ 574.55	
	03/04/19		Payroll deductions	\$ 24.77	
	03/04/19		Payroll deductions	\$ 73.21	
DD2450.2	03/04/19	Colonial First State			-\$ 195.76
	03/04/19		Payroll deductions	\$ 46.61	
	03/04/19		Superannuation contributions	\$ 149.15	
DD2450.3	03/04/19	Australian Superannuation			-\$ 562.02
	03/04/19		Payroll deductions	\$ 70.71	
	03/04/19		Payroll deductions	\$ 10.00	
	03/04/19		Superannuation contributions	\$ 481.31	
DD2450.4	03/04/19	Hesta			-\$ 381.04
	03/04/19		Payroll deductions	\$ 69.36	

Chq/EFT	Date	Name	Description	Invoice Amount	Payment Amount
	03/04/19		Superannuation contributions	\$ 311.68	
DD2450.5	03/04/19	MLC Navigator Retirement Plan			-\$ 225.14
	03/04/19		Payroll deductions	\$ 91.72	
	03/04/19		Superannuation contributions	\$ 133.42	
DD2450.6	03/04/19	Colonial Select Personnel Super			-\$ 85.54
	03/04/19		Superannuation contributions	\$ 85.54	
DD2450.7	03/04/19	REST			-\$ 87.81
	03/04/19		Superannuation contributions	\$ 87.81	
DD2458.1	10/04/19	WA Super			-\$ 836.96
	10/04/19		Superannuation contributions	\$ 738.98	
	10/04/19		Payroll deductions	\$ 24.77	
	10/04/19		Payroll deductions	\$ 73.21	
DD2458.2	10/04/19	Colonial First State			-\$ 202.51
	10/04/19		Payroll deductions	\$ 48.22	
	10/04/19		Superannuation contributions	\$ 154.29	
DD2458.3	10/04/19	Australian Superannuation			-\$ 562.02
	10/04/19		Payroll deductions	\$ 70.71	
	10/04/19		Payroll deductions	\$ 10.00	
	10/04/19		Superannuation contributions	\$ 481.31	
DD2458.4	10/04/19	Hesta			-\$ 376.08
	10/04/19		Payroll deductions	\$ 69.36	
	10/04/19		Superannuation contributions	\$ 306.72	
DD2458.5	10/04/19	MLC Navigator Retirement Plan			-\$ 173.79
	10/04/19		Payroll deductions	\$ 70.80	
	10/04/19		Superannuation contributions	\$ 102.99	
DD2458.6	10/04/19	Colonial Select Personnel Super			-\$ 85.54
	10/04/19		Superannuation contributions	\$ 85.54	
DD2458.7	10/04/19	REST			-\$ 56.48
	10/04/19		Superannuation contributions	\$ 56.48	
DD2458.8	10/04/19	CBUS Superannuation			-\$ 47.07
	10/04/19		Superannuation contributions	\$ 47.07	
DD2458.9	10/04/19	Wealth Personal Superannuation and Pension Fund			-\$ 51.33
	10/04/19		Superannuation contributions	\$ 51.33	
DD2467.1	17/04/19	ClickSuper			-\$ 8.25
	31/03/19		Transaction fee	\$ 8.25	
DD2470.1	17/04/19	WA Super			-\$ 784.67
	17/04/19		Superannuation contributions	\$ 686.69	
	17/04/19		Payroll deductions	\$ 24.77	
	17/04/19		Payroll deductions	\$ 73.21	
DD2470.2	17/04/19	Colonial First State			-\$ 202.51
	17/04/19		Payroll deductions	\$ 48.22	
	17/04/19		Superannuation contributions	\$ 154.29	
DD2470.3	17/04/19	Australian Superannuation			-\$ 562.02
	17/04/19		Payroll deductions	\$ 70.71	
	17/04/19		Payroll deductions	\$ 10.00	
	17/04/19		Superannuation contributions	\$ 481.31	
DD2470.4	17/04/19	Hesta			-\$ 378.21
	17/04/19		Payroll deductions	\$ 69.36	
	17/04/19		Superannuation contributions	\$ 308.85	
DD2470.5	17/04/19	MLC Navigator Retirement Plan			-\$ 86.89
	17/04/19		Payroll deductions	\$ 35.40	
	17/04/19		Superannuation contributions	\$ 51.49	
DD2470.6	17/04/19	Colonial Select Personnel Super			-\$ 85.54
	17/04/19		Superannuation contributions	\$ 85.54	
DD2470.7	17/04/19	REST			-\$ 56.48

Chq/EFT	Date	Name	Description	Invoice Amount	Payment Amount
	17/04/19		Superannuation contributions	\$ 56.48	
DD2470.8	17/04/19	CBUS Superannuation			-\$ 28.24
	17/04/19		Superannuation contributions	\$ 28.24	
DD2470.9	17/04/19	Wealth Personal Superannuation and Pension Fund			-\$ 93.32
	17/04/19		Superannuation contributions	\$ 93.32	
DD2471.1	06/04/19	NAB - Credit Card			-\$ 547.02
	04/03/19		Acrobat Pro subscription	\$ 43.98	
	07/03/19		Acrobat Pro subscription	\$ 21.99	
	28/03/19		Credit Card fee	\$ 9.00	
	14/03/19		Keywords for Council	\$ 388.55	
	25/03/19		Trip Safe	\$ 83.50	
DD2473.1	24/04/19	WA Super			-\$ 836.96
	24/04/19		Superannuation contributions	\$ 738.98	
	24/04/19		Payroll deductions	\$ 24.77	
	24/04/19		Payroll deductions	\$ 73.21	
DD2473.2	24/04/19	Colonial First State			-\$ 202.51
	24/04/19		Payroll deductions	\$ 48.22	
	24/04/19		Superannuation contributions	\$ 154.29	
DD2473.3	24/04/19	Australian Superannuation			-\$ 429.50
	24/04/19		Payroll deductions	\$ 55.82	
	24/04/19		Payroll deductions	\$ 10.00	
	24/04/19		Superannuation contributions	\$ 363.68	
DD2473.4	24/04/19	Hesta			-\$ 381.04
	24/04/19		Payroll deductions	\$ 69.36	
	24/04/19		Superannuation contributions	\$ 311.68	
DD2473.5	24/04/19	MLC Navigator Retirement Plan			-\$ 173.79
	24/04/19		Payroll deductions	\$ 70.80	
	24/04/19		Superannuation contributions	\$ 102.99	
DD2473.6	24/04/19	Colonial Select Personnel Super			-\$ 85.54
	24/04/19		Superannuation contributions	\$ 85.54	
DD2473.7	24/04/19	REST			-\$ 37.66
	24/04/19		Superannuation contributions	\$ 37.66	
DD2473.8	24/04/19	CBUS Superannuation			-\$ 28.24
	24/04/19		Superannuation contributions	\$ 28.24	
DD2482.3	29/04/19	Katanning Water Corporation			-\$ 1,618.15
	11/04/19		1/3 Cardigan St	\$ 43.10	
	11/04/19		2/3 Cardigan St	\$ 43.10	
	11/04/19		3/3 Cardigan St	\$ 43.10	
	11/04/19		4/3 Cardigan St	\$ 43.10	
	11/04/19		Salmon Gum Biomax	\$ 377.09	
	11/04/19		2/8 Cardigan St	\$ 128.60	
	11/04/19		1/8 Cardigan St	\$ 92.11	
	11/04/19		3/8 Cardigan St	\$ 113.17	
	11/04/19		3340 Robinson Rd	\$ 80.52	
	11/04/19		3347 Robinson Rd	\$ 221.88	
	11/04/19		3327 Robinson Rd	\$ 385.72	
	11/04/19		13 Cardigan St	\$ 46.66	
DD2482.5	30/04/19	Telstra			-\$ 275.18
	15/04/19		Landline charges	\$ 275.18	
			Total		\$45,860.32

16.6.CORRESPONDENCE & MINUTES FOR INFORMATION

Nil

16.7.COUNCIL/COMMITTEES - STATUS REPORT

Date	Agenda Item No	File Ref ID	Heading	Motion	Up-date	Completed Date & Ref
16/10/2018	10.5	10.3.1	Town Planning Scheme No 1 Review	<p>1. That Council instructs the CEO to advise the Western Australian Planning Commission that the current Town Planning Scheme is considered to be operating satisfactorily given the low level of development within the municipality. The preparation of a new Planning Scheme is not considered to be warranted especially as Council has prepared Amendment No 3 to the Scheme to update the Scheme Text to reflect the Deemed Provisions. A further omnibus amendment can be prepared to bring the Scheme Text into closer alignment with the Model Scheme Text.</p> <p>2. That Council instructs the CEO to advise the Western Australian Planning Commission that it recognises the need for a Local Planning Strategy for the municipality and that the previous Scheme Explanatory Report is not adequate.</p> <p>3. That Council resolve pursuant to Regulation 11(1) prepare a Local Planning Strategy for the whole of the municipality.</p> <p>4. That the CEO prepare a separate report be presented to Council on the process, issues, timing and</p> <p style="padding-left: 20px;">1) cost for the preparation of the Local Planning Strategy.</p>	<p>20/11/18 The Shire's consultant planner has submitted the review report regarding TPS No1 to the Department of Planning Lands and Heritage on 7 November 2018</p> <p>18/12/18 NFA</p> <p>19/02/19 Consultant Planner has advised that Amendment 3 has not been signed off by DPLH as yet.</p> <p>19/03/19 No change</p> <p>17/05/2019 No change. If the Deemed provisions are not acceptable Council will need to make provision in the 2019/20 budget for full review there the urgency of the amendment has become critical.</p>	
16/10/2018	10.6	10.3.1	TPS1 Amendment 3 Deemed Provisions	<p>That Council, in pursuance of Section 75 of the Planning and Development Act 2005:</p> <p>a) Resolves to amend the above local planning scheme by:</p> <ul style="list-style-type: none"> • Deleting provisions that have been superseded by the deemed provisions in Schedule 2 of the Regulations; and inserting new and amended provisions to reflect the application and reference to the deemed provisions. • Inserting Schedule A Supplemental Provisions; 	<p>20/11/18 Amendment 3 signed by the CEO, ACEO (7/11/18) and Shire President (9/11/18) and submitted to the Department of Planning Lands and Heritage on 12 November 2018</p> <p>18/12/18 NFA</p> <p>19/02/19 Consultant Planner has advised that Amendment 3 has not been signed off by DPLH as yet.</p> <p>19/03/19</p>	

Date	Agenda Item No	File Ref ID	Heading	Motion	Up-date	Completed Date & Ref
				<ul style="list-style-type: none"> • Correcting and updating references and terminology in accordance with the provisions of the Planning and Development Act 2005; and • Renumbering the remaining Scheme provisions and Schedules sequentially and updating any cross referencing to the new clause numbers as required. <p>b) Resolve, pursuant to the Regulation 35(2) of the Planning and Development (Local Planning Schemes) Regulations 2015 (the Regulations), that Amendment 3 is a basic amendment in accordance with r.34(c) of the Regulations as it proposes to amend the Scheme text to delete provisions that have been superseded by the deemed provisions in Schedule 2 of the Regulations;</p> <p>c) That in accordance with Section 81 of the Planning and Development Act 2005, the Amendment shall be referred to the Environmental Protection Authority for examination and assessment.</p> <p>d) That pursuant to Section 75 of the Planning and Development Act 2005 and Regulation 17 Council resolves to adopt Amendment No 2 for final approval.</p> <p>e) That Amendment 3 be submitted to the Western Australian Planning Commission pursuant to Regulation 58.</p>	<p>No change</p> <p>17/5/19 see above as the 2 matters are linked</p>	
18/12/18	10.9	5.1.1	Street Addressing Lot 1227 Fowlers Road	Council approve the allocation of 311 Fowlers road to Lot 1227 Fowlers road.	<p>19/02/19 Advice to be issued</p> <p>19/03/19 Advice to be issued</p> <p>11/03/2019</p> <p>Emailed Landgate copy of minutes to request allocation of 311 Fowlers road. Landgate to action.</p>	<p>BA380, BA381</p>
18/12/18	10.11		Infrastructure Briefing Report	<p>1) Council receive the attached infrastructure briefing report</p> <p>2) That Council requests the chief executive officer to finalise the infrastructure plan and draft an action plan for councils ENDORSEMENT including the following additions:</p> <p>a. Recognising and including the importance of State Initiative Funding.</p>	<p>19/02/19 Changes discussed with consultant engineer</p> <p>19/03/19 Updated Report to be submitted to TPW</p> <p>17/5/19 For review by new CEO</p>	<p>28/02/19</p>

Date	Agenda Item No	File Ref ID	Heading	Motion	Up-date	Completed Date & Ref
				b. Clarifying the site distances regarding Table 5.3 (The Jarvis Table) as some of these seemed quite long in terms of their suitability for the Woodanilling District.		
18/12/18	10.12		Draft 10 Year Plant Replacement Program	Council receive the DRAFT 10 year plant replacement program and request the chief executive officer present this program to the transport and plant committee to discussions.	19/02/19 The Program will be presented to the TPW later in February 2019 19/03/19 Program submitted to TPW 15/03/19 17/5/19 For review of new CEO	
19/02/19	10.2	4.1.39A	Update Regarding Integrated Planning	That Council: <ol style="list-style-type: none"> 1. Accept the Acting Chief Executive Officer's report on the update to the Shire of Woodanilling's Major Review of its Integrated Planning and Reporting Framework (including the major review process for the Strategic Community Plan and the Corporate Business Plan). 2. Endorse the Catalyse MARKYT Scorecard Survey of the Woodanilling District as in Attachment 10.2.1. 	19/03/19 <ul style="list-style-type: none"> • Update was accepted by Council; • Catalyse MARKYT Scorecard issued from 7/03/19 Results of Survey received 13/05/2019	
19/02/19	10.9	CR1115	Road Resumption - Lot 1430 Cartmeticup Road Woodanilling	That council resolve to: <ol style="list-style-type: none"> A) Close section of Lot 1430 Cartmeticup for the purpose of realigning Oakland's road; and Apply to the Geographical Names Committee to rename the new section of road reserve to Oaklands Road.	19/03/19 Yet to be actioned <ol style="list-style-type: none"> A) Section has been closed B) Email sent to Geographical Names Committee requesting road name change. Waiting on response from GNC	QU226
16/04/2019	3.1.1	RA375	Street Addressing 2505 Katanning – Dumbleyung Road, Glencoe	That Council approve request to change driveway street address from 2505 Katanning Dumbleyung road, Glencoe to 1100 Cronin Road, Glencoe WA 6316	Emailed Landgate copy of minutes to request allocation. Landgate to action.	RA375

Legend

Status	Flag
Not Started	Roadblock Occurred
Monitor	In Progress
Completed	
Deferred	

17. CLOSURE OF MEETING

Meeting closed 5.20pm

SHIRE OF WOODANILLING
MONTHLY FINANCIAL REPORT
(Containing the Statement of Financial Activity)
For the Period Ended 31 March 2019

LOCAL GOVERNMENT ACT 1995
LOCAL GOVERNMENT (FINANCIAL MANAGEMENT) REGULATIONS 1996

TABLE OF CONTENTS

Monthly Summary Information	2 - 4
Statement of Financial Activity by Program	5
Statement of Financial Activity by Nature or Type	7
Note 1 Net Current Assets	9
Note 2 Cash and Investments	10
Note 3 Receivables	11
Note 4 Payables	12
Note 5 Rating Revenue	13
Note 6 Disposal of Assets	14
Note 7 Capital Acquisitions	15
Note 8 Reserves	17
Note 9 Grants and Contributions	18
Note 10 Trust Fund	19
Note 11 Budget Amendments	20
Note 12 Explanation of Material Variances	21

PREPARATION TIMING AND REVIEW

Date prepared: All known transactions up to 03 May 2019

BASIS OF PREPARATION

REPORT PURPOSE

This report is prepared to meet the requirements of *Local Government (Financial Management) Regulations 1996, Regulation 34*. Note: The statements and accompanying notes are prepared based on all transactions recorded at the time of preparation and may vary due to transactions being processed for the reporting period after the date of preparation.

BASIS OF ACCOUNTING

This statement comprises a special purpose financial report which has been prepared in accordance with Australian Accounting Standards (as they apply to local governments and not-for-profit entities and to the extent they are not in-consistent with the *Local Government Act 1995* and accompanying regulations), Australian Accounting Interpretations, other authoritative pronouncements of the Australian Accounting Standards Board, the *Local Government Act 1995* and accompanying regulations. Accounting policies which have been adopted in the preparation of this financial report have been consistently applied unless stated otherwise.

Except for cash flow and rate setting information, the report has been prepared on the accrual basis and is based on historical costs, modified, where applicable, by the measurement at fair value of selected non-current assets, financial assets and liabilities.

THE LOCAL GOVERNMENT REPORTING ENTITY

All Funds through which the Council controls resources to carry on its functions have been included in this statement. In the process of reporting on the local government as a single unit, all transactions and balances between those funds (for example, loans and transfers between Funds) have been eliminated. All monies held in the Trust Fund are excluded from the statement, but a separate statement of those monies appears at Note 10.

SIGNIFICANT ACCOUNTING POLICES

GOODS AND SERVICES TAX

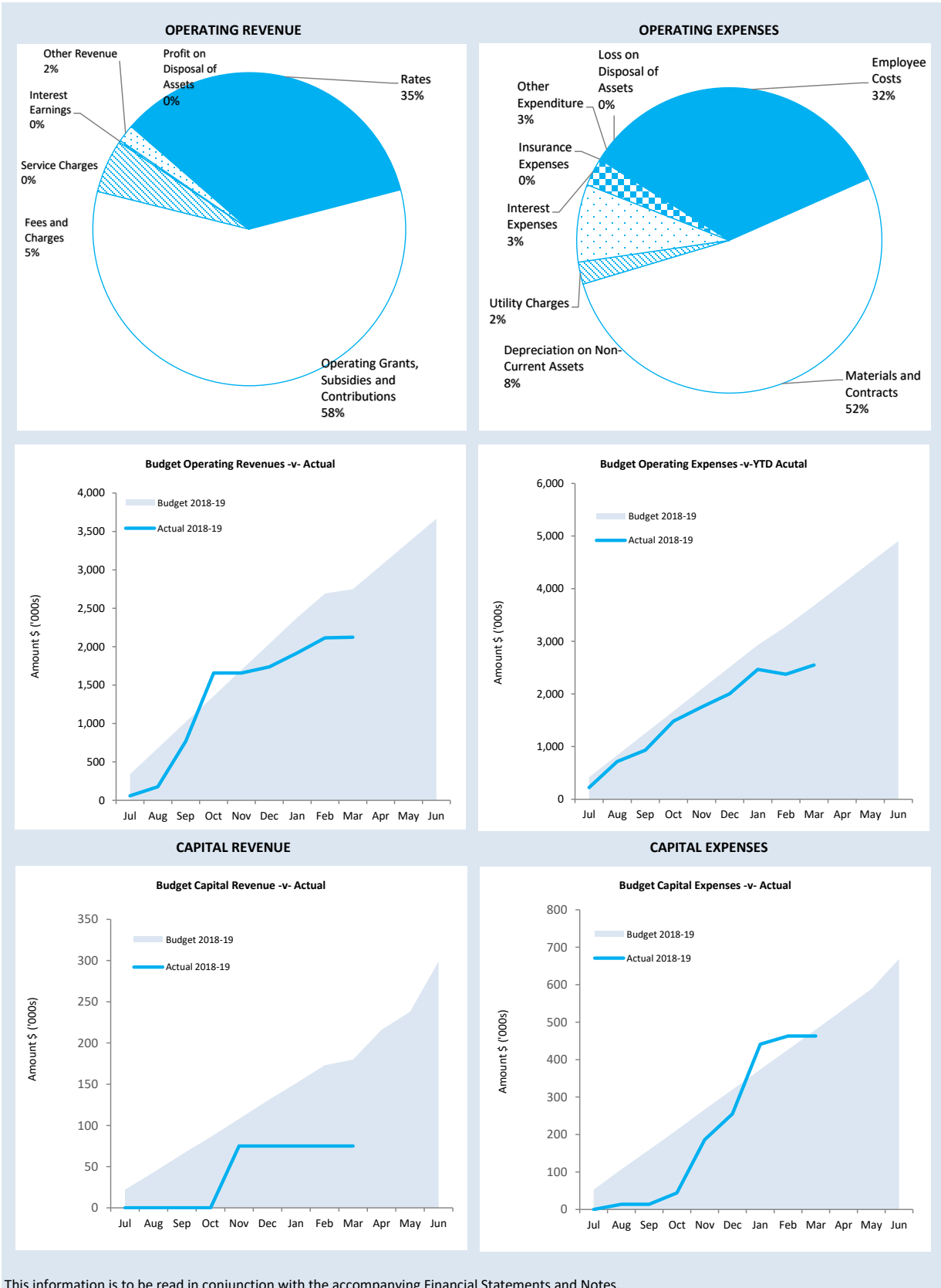
Revenues, expenses and assets are recognised net of the amount of GST, except where the amount of GST incurred is not recoverable from the Australian Taxation Office (ATO). Receivables and payables are stated inclusive of GST receivable or payable. The net amount of GST recoverable from, or payable to, the ATO is included with receivables or payables in the statement of financial position. Cash flows are presented on a gross basis. The GST components of cash flows arising from investing or financing activities which are recoverable from, or payable to, the ATO are presented as operating cash flows.

CRITICAL ACCOUNTING ESTIMATES

The preparation of a financial report in conformity with Australian Accounting Standards requires management to make judgements, estimates and assumptions that effect the application of policies and reported amounts of assets and liabilities, income and expenses. The estimates and associated assumptions are based on historical experience and various other factors that are believed to be reasonable under the circumstances; the results of which form the basis of making the judgements about carrying values of assets and liabilities that are not readily apparent from other sources. Actual results may differ from these estimates.

ROUNDING OFF FIGURES

All figures shown in this statement are rounded to the nearest dollar.



**KEY TERMS AND DESCRIPTIONS
FOR THE PERIOD ENDED 31 MARCH 2019**

STATUTORY REPORTING PROGRAMS

Shire operations as disclosed in these financial statements encompass the following service orientated activities/programs.

	ACTIVITIES
GOVERNANCE Members of Council Administration	Members of Council, civic reception, functions, public relations, electoral requirements and administration.
GENERAL PURPOSE FUNDING Rates General Purpose Revenue	Rates, general purpose government grants, interest on investments.
LAW, ORDER, PUBLIC SAFETY Fire Prevention Animal Control Other	Supervision of various by-laws, fire prevention and animal control.
HEALTH Preventative Services Community Health Other	Food control, meat inspection, water testing and health inspection services.
EDUCATION AND WELFARE Disability Access & Inclusion Care of Senior Citizens	Well aged housing and services for youth and aged.
HOUSING Staff Housing	Provision and maintenance of staff housing.
COMMUNITY AMENITIES Sanitation Stormwater Drainage Town Planning Protection of Environment Other	Refuse site, cemetery and public conveniences.
RECREATION AND CULTURE Public Halls Swimming areas Libraries Other	Maintenance of halls, parks, gardens and ovals. Library and heritage.
TRANSPORT Road Construction Road Maintenance Road Plant Purchases Transport Licensing Agency	Road construction and maintenance, footpaths and traffic signs.
ECONOMIC SERVICES Rural Services Tourism Building Control Other	Area promotion, pest control, building control.
OTHER PROPERTY AND SERVICES Private Works Public Works Overheads Plant Operation Costs Stock control Salaries and Wages	Private works, public works overheads and plant operation.

STATEMENT OF FINANCIAL ACTIVITY
FOR THE PERIOD ENDED 31 MARCH 2019

STATUTORY REPORTING PROGRAMS

	Ref Note	Adopted Budget	YTD Budget (a)	YTD Actual (b)	Var. \$ (b)-(a)	Var. % (b)-(a)/(a)	Var.
		\$	\$	\$	\$	%	
Opening Funding Surplus(Deficit)	1(b)	1,292,687	1,292,687	1,292,686	(1)	(0.00%)	
Revenue from operating activities							
Governance		11,700	8,757	207	(8,550)	(97.64%)	
General Purpose Funding - Rates	5	745,915	559,431	733,885	174,454	31.18%	▲
General Purpose Funding - Other		417,915	313,416	305,618	(7,798)	(2.49%)	
Law, Order and Public Safety		231,175	173,367	136,861	(36,506)	(21.06%)	▼
Health		725	531	420	(111)	(20.90%)	
Education and Welfare		91,920	68,940	48,864	(20,076)	(29.12%)	▼
Housing		34,240	25,668	5,167	(20,501)	(79.87%)	▼
Community Amenities		32,850	24,633	28,955	4,322	17.55%	
Recreation and Culture		1,100	819	1,751	932	113.80%	
Transport		2,034,530	1,525,896	809,761	(716,135)	(46.93%)	▼
Economic Services		22,500	16,866	25,267	8,401	49.81%	
Other Property and Services		40,000	29,997	26,642	(3,355)	(11.18%)	
		3,664,570	2,748,321	2,123,398			
Expenditure from operating activities							
Governance		(272,345)	(204,147)	(220,872)	(16,725)	(8.19%)	
General Purpose Funding		(19,700)	(14,769)	(11,323)	3,446	23.33%	
Law, Order and Public Safety		(324,315)	(243,171)	(138,548)	104,623	43.02%	▲
Health		(37,900)	(28,404)	(30,637)	(2,233)	(7.86%)	
Education and Welfare		(43,180)	(32,238)	(18,260)	13,978	43.36%	▲
Housing		(93,875)	(70,326)	(63,750)	6,576	9.35%	
Community Amenities		(137,985)	(103,428)	(105,961)	(2,533)	(2.45%)	
Recreation and Culture		(148,350)	(111,177)	(135,958)	(24,781)	(22.29%)	▼
Transport		(3,741,924)	(2,806,348)	(1,817,600)	988,748	35.23%	▲
Economic Services		(44,200)	(33,138)	(44,916)	(11,778)	(35.54%)	▼
Other Property and Services		(42,200)	(31,527)	38,161	69,688	221.04%	▲
		(4,905,974)	(3,678,673)	(2,549,664)			
Operating activities excluded from Actual							
Add Back Depreciation		972,390	729,234	209,606	(519,628)	(71.26%)	▼
Amount attributable to operating activities		(269,014)	(201,118)	(216,660)			
Investing Activities							
Non-operating Grants, Subsidies and							
Contributions	9	259,200	194,398	75,200	(119,198)	(61.32%)	▼
Proceeds from Disposal of Assets	6	39,370	0	0	0		
Capital Acquisitions	7	(669,457)	(480,344)	(463,403)	16,941	3.53%	
Amount attributable to investing activities		(370,887)	(285,946)	(388,203)			
Financing Activities							
Transfer from Reserves	8	107,800	0	0	0		
Transfer to Reserves	8	(806,738)	(296,713)	(296,713)	0	0.00%	
Amount attributable to financing activities		(698,938)	(296,713)	(296,713)			
Closing Funding Surplus(Deficit)	1(b)	(46,152)	508,910	391,110			

KEY INFORMATION

▲ ▼ Indicates a variance between Year to Date (YTD) Actual and YTD Actual data as per the adopted materiality threshold. Refer to Note 12 for an explanation of the reasons for the variance.

The material variance adopted by Council for the 2018-19 year is \$10,000 or 10.00% whichever is the greater.

This statement is to be read in conjunction with the accompanying Financial Statements and notes.

KEY TERMS AND DESCRIPTIONS FOR THE PERIOD ENDED 31 MARCH 2019

REVENUE

RATES

All rates levied under the *Local Government Act 1995*. Includes general, differential, specific area rates, minimum rates, interim rates, back rates, ex-gratia rates, less discounts offered. Exclude administration fees, interest on instalments, interest on arrears and service charges.

OPERATING GRANTS, SUBSIDIES AND CONTRIBUTIONS

Refer to all amounts received as grants, subsidies and contributions that are not non-operating grants.

NON-OPERATING GRANTS, SUBSIDIES AND CONTRIBUTIONS

Amounts received specifically for the acquisition, construction of new or the upgrading of non-current assets paid to a local government, irrespective of whether these amounts are received as capital grants, subsidies, contributions or donations.

PROFIT ON ASSET DISPOSAL

Profit on the disposal of assets including gains on the disposal of long term investments. Losses are disclosed under the expenditure classifications.

FEES AND CHARGES

Revenues (other than service charges) from the use of facilities and charges made for local government services, sewerage rates, rentals, hire charges, fee for service, photocopying charges, licences, sale of goods or information, fines, penalties and administration fees. Local governments may wish to disclose more detail such as rubbish collection fees, rental of property, fines and penalties, other fees and charges.

SERVICE CHARGES

Service charges imposed under *Division 6 of Part 6 of the Local Government Act 1995*. *Regulation 54 of the Local Government (Financial Management) Regulations 1996* identifies these as television and radio broadcasting, underground electricity and neighbourhood surveillance services. Exclude rubbish removal charges. Interest and other items of a similar nature received from bank and investment accounts, interest on rate instalments, interest on rate arrears and interest on debtors.

INTEREST EARNINGS

Interest and other items of a similar nature received from bank and investment accounts, interest on rate instalments, interest on rate arrears and interest on debtors.

OTHER REVENUE / INCOME

Other revenue, which can not be classified under the above headings, includes dividends, discounts, rebates etc.

NATURE OR TYPE DESCRIPTIONS

EXPENSES

EMPLOYEE COSTS

All costs associate with the employment of person such as salaries, wages, allowances, benefits such as vehicle and housing, superannuation, employment expenses, removal expenses, relocation expenses, worker's compensation insurance, training costs, conferences, safety expenses, medical examinations, fringe benefit tax, etc.

MATERIALS AND CONTRACTS

All expenditures on materials, supplies and contracts not classified under other headings. These include supply of goods and materials, legal expenses, consultancy, maintenance agreements, communication expenses, advertising expenses, membership, periodicals, publications, hire expenses, rental, leases, postage and freight etc. Local governments may wish to disclose more detail such as contract services, consultancy, information technology, rental or lease expenditures.

UTILITIES (GAS, ELECTRICITY, WATER, ETC.)

Expenditures made to the respective agencies for the provision of power, gas or water. Exclude expenditures incurred for the reinstatement of roadwork on behalf of these agencies.

INSURANCE

All insurance other than worker's compensation and health benefit insurance included as a cost of employment.

LOSS ON ASSET DISPOSAL

Loss on the disposal of fixed assets.

DEPRECIATION ON NON-CURRENT ASSETS

Depreciation expense raised on all classes of assets.

INTEREST EXPENSES

Interest and other costs of finance paid, including costs of finance for loan debentures, overdraft accommodation and refinancing expenses.

OTHER EXPENDITURE

Statutory fees, taxes, provision for bad debts, member's fees or State taxes. Donations and subsidies made to community groups.

**STATEMENT OF FINANCIAL ACTIVITY
FOR THE PERIOD ENDED 31 MARCH 2019**

BY NATURE OR TYPE

	Ref Note	Adopted Budget	YTD Budget (a)	YTD Actual (b)	Var. \$ (b)-(a)	Var. % (b)-(a)/(a)
		\$	\$	\$	\$	%
Opening Funding Surplus (Deficit)	1(b)	1,292,687	1,292,687	1,292,686	(1)	(0.00%)
Revenue from operating activities						
Rates	5	745,915	559,431	733,885	174,454	31.18%
Operating Grants, Subsidies and Contributions	9	2,731,520	2,048,607	1,230,155	(818,452)	(39.95%)
Fees and Charges		169,135	126,792	116,882	(9,910)	(7.82%)
Interest Earnings		17,400	13,041	4,077	(8,964)	(68.74%)
Other Revenue		600	450	38,399	37,949	8433.11%
		3,664,570	2,748,321	2,123,398		
Expenditure from operating activities						
Employee Costs		(1,069,395)	(801,909)	(815,283)	(13,374)	(1.67%)
Materials and Contracts		(2,665,279)	(1,998,544)	(1,326,234)	672,310	33.64%
Utility Charges		(41,175)	(30,771)	(59,526)	(28,755)	(93.45%)
Depreciation on Non-Current Assets		(972,390)	(729,234)	(209,606)	519,628	71.26%
Insurance Expenses		(75,835)	(56,844)	(75,875)	(19,031)	(33.48%)
Other Expenditure		(81,900)	(61,371)	(63,140)	(1,769)	(2.88%)
		(4,905,974)	(3,678,673)	(2,549,664)		
Operating activities excluded from Actual						
Add back Depreciation		972,390	729,234	209,606	(519,628)	(71.26%)
Amount attributable to operating activities		(269,014)	(201,118)	(216,660)		
Investing activities						
Non-operating grants, subsidies and contributions	9	259,200	194,398	75,200	(119,198)	(61.32%)
Proceeds from Disposal of Assets	6	39,370	0	0	0	
Capital acquisitions	7	(669,457)	(480,344)	(463,403)	16,941	3.53%
Amount attributable to investing activities		(370,887)	(285,946)	(388,203)		
Financing Activities						
Transfer from Reserves	8	107,800	0	0	0	
Transfer to Reserves	8	(806,738)	(296,713)	(296,713)	0	0.00%
Amount attributable to financing activities		(698,938)	(296,713)	(296,713)		
Closing Funding Surplus (Deficit)	1(b)	(46,152)	508,910	391,110		

KEY INFORMATION

This statement is to be read in conjunction with the accompanying Financial Statements and Notes.

SIGNIFICANT ACCOUNTING POLICIES

CURRENT AND NON-CURRENT CLASSIFICATION

In the determination of whether an asset or liability is current or non-current, consideration is given to the time when each asset or liability is expected to be settled. The asset or liability is classified as current if it is expected to be settled within the next 12 months, being the Council's operational cycle. In the case of liabilities where Council does not have the unconditional right to defer settlement beyond 12 months, such as vested long service leave, the liability is classified as current even if not expected to be settled within the next 12 months. Inventories held for trading are classified as current even if not expected to be realised in the next 12 months except for land held for resale where it is held as non current based on Council's intentions to release for sale.

EMPLOYEE BENEFITS

Short-term employee benefits

Provision is made for the Shire's obligations for short-term employee benefits. Short-term employee benefits are benefits (other than termination benefits) that are expected to be settled wholly before 12 months after the end of the annual reporting period in which the employees render the related service, including wages, salaries and sick leave. Short-term employee benefits are measured at the (undiscounted) amounts expected to be paid when the obligation is settled.

The Shire's obligations for short-term employee benefits such as wages, salaries and sick leave are recognised as a part of current trade and other payables in the calculation of net current assets.

Other long-term employee benefits

The Shire's obligations for employees' annual leave and long service leave entitlements are recognised as provisions in the statement of financial position.

Other long-term employee benefits (Continued)

Long-term employee benefits are measured at the present value of the expected future payments to be made to employees. Expected future payments incorporate anticipated future wage and salary levels, durations of service and employee departures and are discounted at rates determined by reference to market yields at the end of the reporting period on government bonds that have maturity dates that approximate the terms of the obligations. Any remeasurements for changes in assumptions of obligations for other long-term employee benefits are recognised in profit or loss in the periods in which the changes occur.

The Shire's obligations for long-term employee benefits are presented as non-current provisions in its statement of financial position, except where the Shire does not have an unconditional right to defer settlement for at least 12 months after the end of the reporting period, in which case the obligations are presented as current provisions.

PROVISIONS

Provisions are recognised when the Shire has a present legal or constructive obligation, as a result of past events, for which it is probable that an outflow of economic benefits will result and that outflow can be reliably measured.

Provisions are measured using the best estimate of the amounts required to settle the obligation at the end of the reporting period.

INVENTORIES

Inventories are measured at the lower of cost and net realisable value. Net realisable value is the estimated selling price in the ordinary course of business less the estimated costs of completion and the estimated costs necessary to make the sale.

NOTES TO THE STATEMENT OF FINANCIAL ACTIVITY
FOR THE PERIOD ENDED 31 MARCH 2019

OPERATING ACTIVITIES
NOTE 1(b)
ADJUSTED NET CURRENT ASSETS

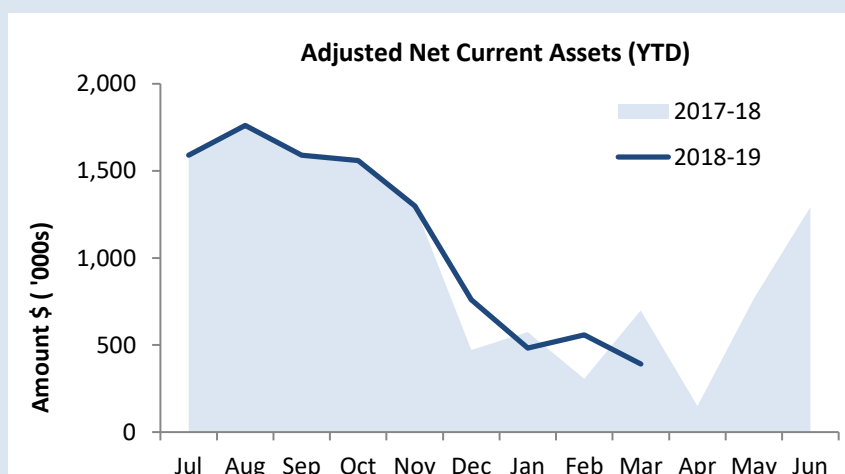
	Ref Note	Last Years Closing 30 June 2018	This Time Last Year 31 Mar 2018	Year to Date Actual 31 Mar 2019
Adjusted Net Current Assets		\$	\$	\$
Current Assets				
Cash Unrestricted	2	841,475	549,186	459,456
Cash Restricted	2	224,167	811,934	520,880
Rates outstanding	3	40,855	37,010	58,378
Sundry debtors	3	879,957	287,024	37,706
Accrued Income	3	13,015	8,821	1,050
Inventories		16,210	15,887	16,210
		2,015,679	1,709,862	1,093,680
Less: Current Liabilities				
Payables	4	(357,199)	(41,205)	(40,063)
Provisions - employee		(141,627)	(158,125)	(141,627)
		(498,826)	(199,330)	(181,690)
Unadjusted Net Current Assets		1,516,853	1,510,532	911,990
Adjustments and exclusions permitted by FM Reg 32				
Less: Cash reserves	2	(224,167)	(811,934)	(520,880)
Adjusted Net Current Assets		1,292,686	698,598	391,110

SIGNIFICANT ACCOUNTING POLICIES

Please see Note 1(a) for information on significant accounting policies relating to Net Current Assets.

KEY INFORMATION

The amount of the adjusted net current assets at the end of the period represents the actual surplus (or deficit if the figure is a negative) compared to the budgeted surplus(deficit) represented on the budget.



**This Year YTD
Surplus(Deficit)**

\$.39 M

**Last Year YTD
Surplus(Deficit)**

\$.7 M

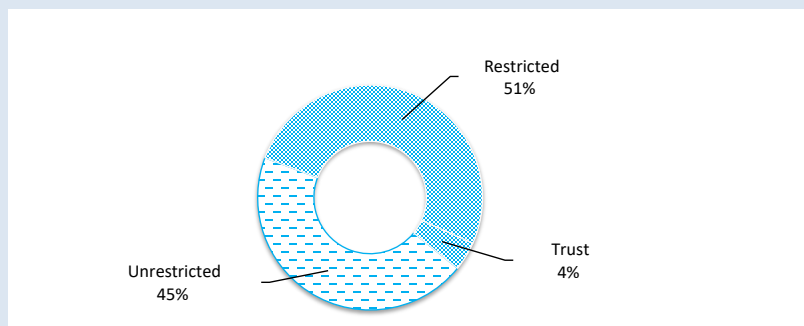
**NOTES TO THE STATEMENT OF FINANCIAL ACTIVITY
FOR THE PERIOD ENDED 31 MARCH 2019**

**OPERATING ACTIVITIES
NOTE 2
CASH AND INVESTMENTS**

Description	Type	Unrestricted	Restricted	Trust	Total YTD Actual	Institution	Interest Rate	Maturity Date
		\$	\$	\$	\$			
Municipal Cash at Bank	Cheque	359,006			359,006	NAB	Variable	N/A
Cash On Hand - Floats & Petty Cash	Cash	450			450	N/A	N/A	N/A
Reserve Cash at Bank	Transactional		520,880		520,880	NAB	Variable	N/A
Trust Cash at Bank	Cheque			42,536	42,536	NAB	Variable	N/A
Short Term Investments	Transactional	100,000			100,000	N/A	N/A	N/A
Total		459,456	520,880	42,536	1,022,872			

KEY INFORMATION

Cash and cash equivalents include cash on hand, cash at bank, deposits available on demand with banks and other short term highly liquid investments that are readily convertible to known amounts of cash and which are subject to an insignificant risk of changes in value and bank overdrafts. Bank overdrafts are reported as short term borrowings in current liabilities in the statement of financial position.



Total Cash	Unrestricted
\$1.02 M	\$.46 M

**NOTES TO THE STATEMENT OF FINANCIAL ACTIVITY
FOR THE PERIOD ENDED 31 MARCH 2019**

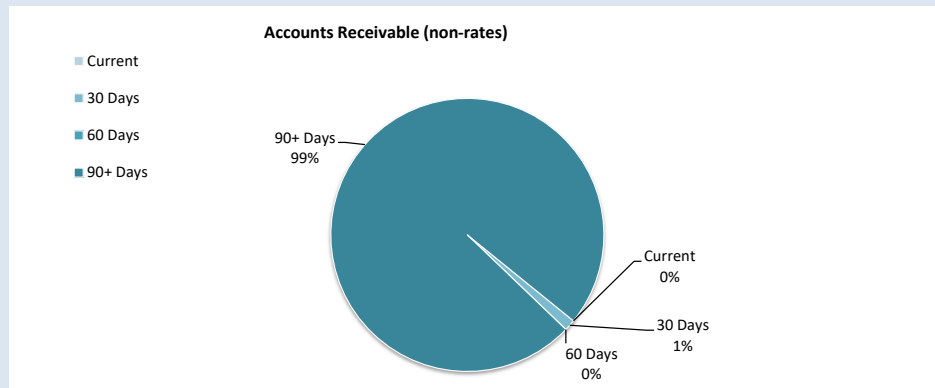
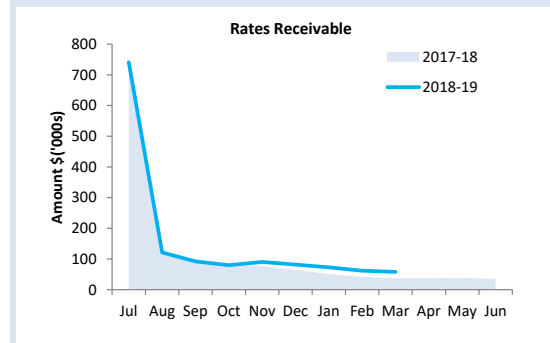
**OPERATING ACTIVITIES
NOTE 3
RECEIVABLES**

Rates Receivable	30 June 2018	31 Mar 19
	\$	\$
Opening Arrears Previous Years	35,211	40,855
Levied this year	766,302	733,885
Less Collections to date	(760,658)	(716,362)
Equals Current Outstanding	40,855	58,378
Net Rates Collectable	40,855	58,378
% Collected	94.9%	92.5%

Receivables - General	Credit	Current	30 Days	60 Days	90+ Days	Total
	\$	\$	\$	\$	\$	\$
Receivables - General	(74)	0	508	0	37,274	37,708
Percentage	-0.2%	0%	1.3%	0%	98.8%	
Balance per Trial Balance						
Sundry debtors						37,706
Accrued Income						1,050
Total Receivables General Outstanding						38,756
Amounts shown above include GST (where applicable)						

KEY INFORMATION

Trade and other receivables include amounts due from ratepayers for unpaid rates and service charges and other amounts due from third parties for goods sold and services performed in the ordinary course of business. Receivables expected to be collected within 12 months of the end of the reporting period are classified as current assets. All other receivables are classified as non-current assets. Collectability of trade and other receivables is reviewed on an ongoing basis. Debts that are known to be uncollectible are written off when identified. An allowance for doubtful debts is raised when there is objective evidence that they will not be collectible.



Debtors Due
\$38,756
Over 30 Days
100%
Over 90 Days
98.8%

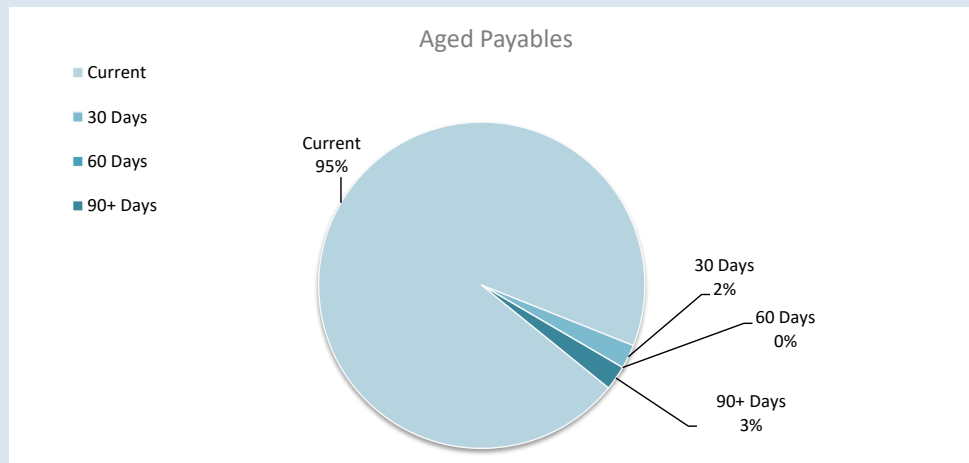
Collected	Rates Due
92.5%	\$58,378

Payables - General	Credit	Current	30 Days	60 Days	90+ Days	Total
	\$	\$	\$	\$	\$	\$
Payables - General	0	24,035	603	0	610	25,248
Percentage	0%	95.2%	2.4%	0%	2.4%	
Balance per Trial Balance						
Sundry creditors						25,248
Accrued salaries and wages						6,270
Accrued Expenses						8,545
Total Payables General Outstanding						40,063

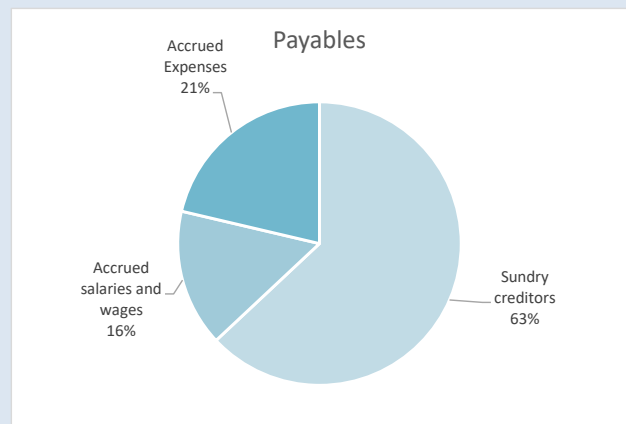
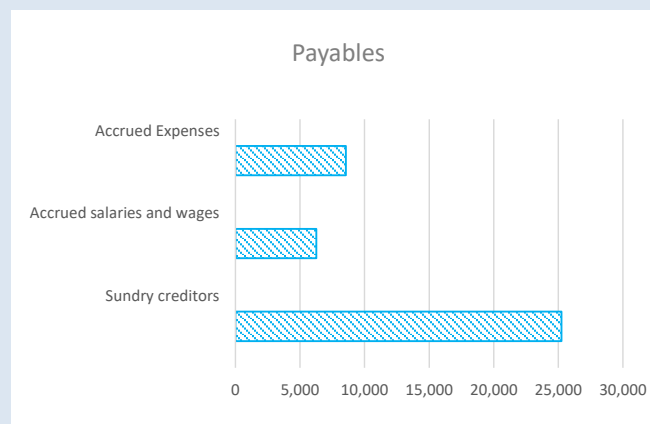
Amounts shown above include GST (where applicable)

KEY INFORMATION

Trade and other payables represent liabilities for goods and services provided to the Shire that are unpaid and arise when the Shire becomes obliged to make future payments in respect of the purchase of these goods and services. The amounts are unsecured, are recognised as a current liability and are normally paid within 30 days of recognition.



Creditors Due
\$40,063
Over 30 Days
5%
Over 90 Days
2.4%



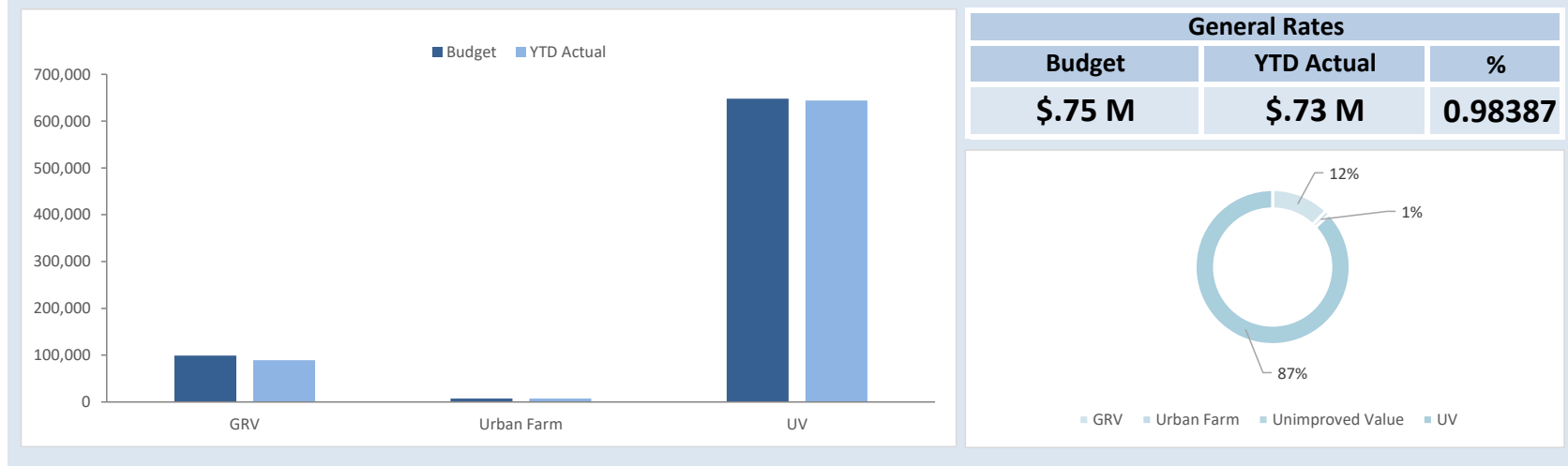
NOTES TO THE STATEMENT OF FINANCIAL ACTIVITY
FOR THE PERIOD ENDED 31 MARCH 2019

OPERATING ACTIVITIES
NOTE 5
RATE REVENUE

General Rate Revenue	Budget							YTD Actual			
	Rate in	Number of Properties	Rateable Value	Rate Revenue	Interim Rate	Back Rate	Total Revenue	Rate Revenue	Interim Rates	Back Rates	Total Revenue
RATE TYPE	\$			\$	\$	\$	\$	\$	\$	\$	\$
Differential General Rate											
Gross Rental Value											
GRV	0.106735	158	929,665	99,228	0	0	99,228	89,517	0	0	89,517
Urban Farm	0.053350	5	139,184	7,426	0	0	7,426	7,425	0	0	7,425
Unimproved Value											
UV	0.005800	207	111,747,580	648,136	0	0	648,136	644,235	0	0	644,235
Sub-Total		370	112,816,429	754,790	0	0	754,790	741,177	0	0	741,177
Minimum Payment	Minimum \$										
Gross Rental Value											
GRV	375	52	90,984	19,500	0	0	19,500	19,500	0	0	19,500
Urban Farm	375	0	0	0	0	0	0	0	0	0	0
Unimproved Value											
UV	375	15	672,580	5,625	0	0	5,625	5,625	0	0	5,625
Sub-Total		67	763,564	25,125	0	0	25,125	25,125	0	0	25,125
Discount							(34,000)				(32,417)
Amount from General Rates							745,915				733,885
Total General Rates							745,915				733,885

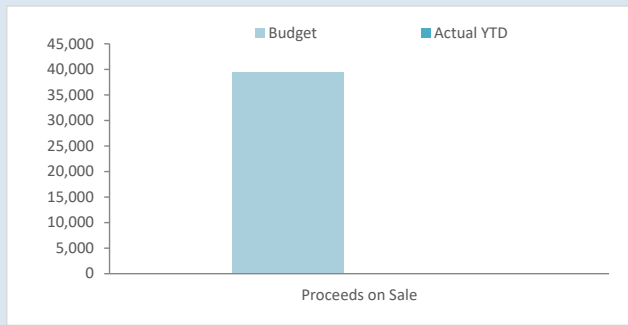
KEY INFORMATION

Rates, grants, donations and other contributions are recognised as revenues when the local government obtains control over the assets comprising the contributions. Control over assets acquired from rates is obtained at the commencement of the rating period or, where earlier, upon receipt of the rates.



Asset Ref.	Asset Description	Budget				YTD Actual			
		Net Book Value	Proceeds	Profit	(Loss)	Net Book Value	Proceeds	Profit	(Loss)
		\$	\$	\$	\$	\$	\$	\$	\$
	Transport								
	Hilux Utility & Backhoe	39,370	39,370	0	0	0	0	0	0
		39,370	39,370	0	0	0	0	0	0

KEY INFORMATION



Proceeds on Sale		
Annual Budget	YTD Actual	%
\$39,370	\$0	0%

**NOTES TO THE STATEMENT OF FINANCIAL ACTIVITY
FOR THE PERIOD ENDED 31 MARCH 2019**

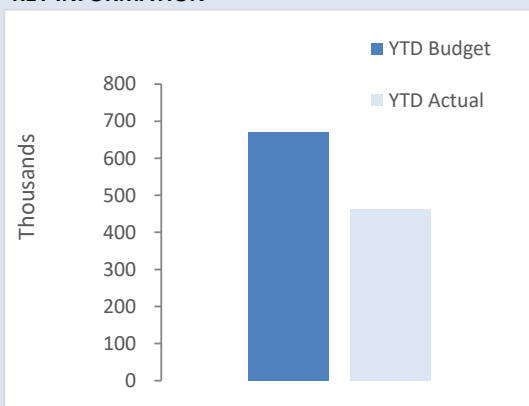
**INVESTING ACTIVITIES
NOTE 7
CAPITAL ACQUISITIONS**

Capital Acquisitions	Adopted			YTD Actual Variance
	Budget	YTD Budget	YTD Actual	
	\$	\$	\$	\$
Land & Buildings	70,065	52,533	63,613	11,080
Furniture & Equipment	47,400	35,550	47,400	11,850
Plant & Equipment	165,703	124,277	185,810	61,533
Roads	386,289	267,984	166,580	(101,404)
Capital Expenditure Totals	669,457	480,344	463,403	(16,941)
Capital Acquisitions Funded By:				
	\$	\$	\$	\$
Capital grants and contributions	259,200	194,398	75,200	(119,198)
Other (Disposals & C/Fwd)	39,370	0	0	0
Contribution - operations	370,887	285,946	388,203	102,257
Capital Funding Total	669,457	480,344	463,403	(16,941)

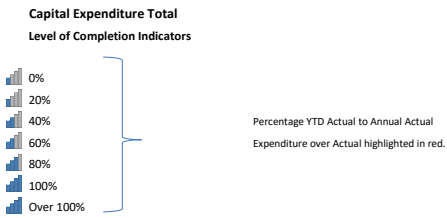
SIGNIFICANT ACCOUNTING POLICIES

All assets are initially recognised at cost. Cost is determined as the fair value of the assets given as consideration plus costs incidental to the acquisition. For assets acquired at no cost or for nominal consideration, cost is determined as fair value at the date of acquisition. The cost of non-current assets constructed by the local government includes the cost of all materials used in the construction, direct labour on the project and an appropriate proportion of variable and fixed overhead. Certain asset classes may be revalued on a regular basis such that the carrying values are not materially different from fair value. Assets carried at fair value are to be revalued with sufficient regularity to ensure the carrying amount does not differ materially from that determined using fair value at reporting date.

KEY INFORMATION



Acquisitions	Annual Budget	YTD Actual	% Spent
	\$.67 M	\$.46 M	69%
Capital Grant	Annual Budget	YTD Actual	% Received
	\$.26 M	\$.08 M	29%



% of Completion *Level of completion indicator, please see table at the end of this note for further detail.*

	Account Description	Adopted			Variance (Under)/Over	
		Budget	YTD Budget	YTD Actual		
Capital Expenditure						
Land & Buildings						
	084410	Wattleville - Stage 2 Well Aged Housing - CAPITAL	0	0	0	0
0.91	111300	Purchase Land & Buildings - CAPITAL	70,065	52,533	63,613	-11,080
0.91	Land & Buildings Total		70,065	52,533	63,613	-11,080
Plant & Equipment						
1.12	123300	Purchase Plant & Equipment - CAPITAL	165,703	124,277	185,810	-61,533
1.12	Plant & Equipment Total		165,703	124,277	185,810	-61,533
Furniture & Equipment						
	042310	Purchase Furniture & Equipment - CAPITAL	0	0	0	0
1.00	113310	Purchase Furniture & Equipment - CAPITAL	47,400	35,550	47,400	-11,850
1.00	Furniture & Equipment Total		47,400	35,550	47,400	-11,850
Roads						
0.44	121310	RRG Project Construction - CAPITAL	340,334	233,505	148,324	85,181
0.40	121320	Roads to Recovery Construction - CAPITAL	45,955	34,479	18,256	16,223
	121330	Blackspot Construction - CAPITAL	0	0	0	0
0.43	Roads Total		386,289	267,984	166,580	101,404
0.69	Grand Total		669,457	480,344	463,403	16,941

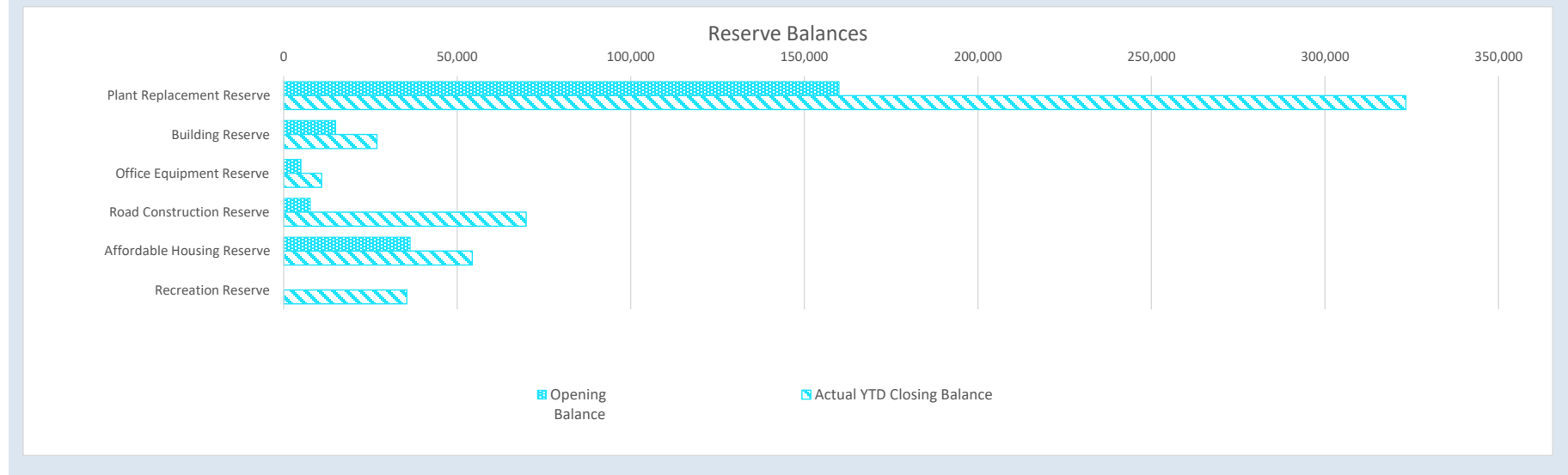
**NOTES TO THE STATEMENT OF FINANCIAL ACTIVITY
FOR THE PERIOD ENDED 31 MARCH 2019**

**OPERATING ACTIVITIES
NOTE 8
CASH AND INVESTMENTS**

Cash Backed Reserve

Reserve Name	Opening Balance	Budget Interest Earned	Actual Interest Earned	Budget Transfers In (+)	Actual Transfers In (+)	Budget Transfers Out (-)	Actual Transfers Out (-)	Budget Closing Balance	Actual YTD Closing Balance
	\$	\$	\$	\$	\$	\$	\$	\$	\$
Plant Replacement Reserve	160,000		508	406,163	162,800			566,163	323,308
Building Reserve	15,000		48	25,500	11,840			40,500	26,888
Office Equipment Reserve	5,000		16	18,018	5,920			23,018	10,936
Road Construction Reserve	7,707		25	205,856	62,160			213,563	69,892
Affordable Housing Reserve	36,460		116	23,222	17,760			59,682	54,336
Recreation Reserve	0		0	127,979	35,520			127,979	35,520
	224,167	0	713	806,738	296,000	0	0	1,030,905	520,880

KEY INFORMATION



NOTES TO THE STATEMENT OF FINANCIAL ACTIVITY
FOR THE PERIOD ENDED 31 MARCH 2019

NOTE 9
GRANTS AND CONTRIBUTIONS

Grants and Contributions

Grant Provider	Adopted Budget		YTD Budget	Annual Budget (d)	Expected (d)+(e)	YTD Actual Revenue (b)
	Operating	Capital				
	\$	\$	\$			\$
Governance						
Reimbursements	5,000	0	3,744	5,000	5,000	(87)
Reimbursements - Administration	2,500	0	1,872	2,500	2,500	263
General purpose funding						
Ex-gratia Rates	1,405	0	1,053	1,405	1,405	0
WA Grants Commission - General	255,510	0	191,628	255,510	255,510	193,346
WA Grants Commission - Roads	141,700	0	106,272	141,700	141,700	106,969
Law, order, public safety						
State Government - Fire Prevention	200,375	0	150,282	200,375	200,375	115,060
DFES Grant	26,000	0	19,494	26,000	26,000	17,030
Education and welfare						
Care of Senior Citizens	42,000	0	31,500	42,000	42,000	9,046
Housing						
Operating Income	2,500	0	1,872	2,500	2,500	417
Recreation and culture						
State Government - Queerearrup Lake	0	52,550	39,411	52,550	52,550	0
Transport						
RRG Project	0	206,650	154,987	206,650	206,650	75,200
RRG Direct	70,030	0	52,524	70,030	70,030	70,028
WANDRRA Storm Damage	1,957,000	0	1,467,747	1,957,000	1,957,000	697,975
Economic services						
Income Relating to Tourism & Area	1,000	0	747	1,000	1,000	0
Other property and services						
FBT Reimbursement	4,500	0	3,375	4,500	4,500	2,730
Workers Compensation	0	0	0	0	0	1,405
Diesel Fuel Rebate	21,000	0	15,750	21,000	21,000	15,854
Insurance Rebate	1,000	0	747	1,000	1,000	119
TOTALS	2,731,520	259,200	2,243,005	2,990,720	2,990,720	1,305,355
SUMMARY						
Operating grants, subsidies and contributions	2,731,520	0	2,048,607	2,731,520	2,731,520	1,230,155
Non-operating grants, subsidies and contributions	0	259,200	194,398	259,200	259,200	75,200
TOTALS	2,731,520	259,200	2,243,005	2,990,720	2,990,720	1,305,355


**NOTES TO THE STATEMENT OF FINANCIAL ACTIVITY
FOR THE PERIOD ENDED 31 MARCH 2019**

**NOTE 10
TRUST FUND**

Funds held at balance date over which the Shire has no control and which are not included in this statement are as follows:

Description	Opening Balance 1 July 2018	Amount Received	Amount Paid	Closing Balance 31 Mar 2019
	\$	\$	\$	\$
Landcare receipts	8,608			8,608
Unclaimed monies	280			280
WSRA Inc	590			590
Wongi	2,067			2,067
Bushfire Brigades	6,705			6,705
LGIS Bonus Scheme	21,553			21,553
Heritage Loan Scheme	1,733			1,733
Other Bonds	850			850
Police Licensing	0	150		150
	42,386	150	0	42,536

KEY INFORMATION



**NOTES TO THE STATEMENT OF FINANCIAL ACTIVITY
FOR THE PERIOD ENDED 31 MARCH 2019**

**NOTE 11
BUDGET AMENDMENTS**

Amendments to original budget since budget adoption. Surplus/(Deficit)

GL Code	Description	Council Resolution	Classification	Non Cash Adjustment	Increase in Available Cash	Decrease in Available Cash	Amended Budget Running Balance
				\$	\$	\$	\$
	Budget Adoption		Opening Surplus			(49,192)	(49,192)
			Opening deficit		65,009		15,817
122230	Direct Grants	10.1 Sept 2018	Operating Revenue		29,085		44,902
M999	Reinstatement of Award increases	10.1 Sept 2018	Operating Expenses			(10,000)	34,902
42040	Consulting & Relief Staff ACEO	10.1 Sept 2018	Operating Expenses			(57,600)	(22,698)
42040	Consulting & Relief Staff Recruitment Agent	10.1 Sept 2018	Operating Expenses			(13,000)	(35,698)
42000	Saving on CEO Salary	10.1 Sept 2018	Operating Expenses		12,480		(23,218)
144006	Insurance Refunds on Plant	10.1 Sept 2018	Operating Revenue		1,000		(22,218)
91221	3327 Robinson Road - rent	10.1 Sept 2018	Operating Revenue		3,900		(18,318)
113020	Insurance Premiums - actual increment	10.1 Sept 2018	Operating Expenses			(6,500)	(24,818)
141000	Private Works - culvert installation	10.1 Sept 2018	Operating Expenses			(5,000)	(29,818)
RRG55	Cartmeticup Road Widening (Carryover)	10.1 Sept 2018	Operating Expenses		10,666	(17,000)	(36,152)
RRG56	Cartmeticup Road reseal (Carryover)	10.1 Sept 2018	Operating Expenses		8,000	(12,000)	(40,152)
42070	Computer Maintenance	10.1 Sept 2018	Operating Expenses			(6,000)	(46,152)
				0	130,140	(176,292)	(46,152)

KEY INFORMATION