




SHIRE OF WOODANILLING



ORDINARY MEETING OF COUNCIL Minutes 20 November 2018

CONTENTS

1. DECLARATION OF OPENING / ANNOUNCEMENT OF VISITORS	2
1.1. <i>DISCLOSURE OF INTEREST AFFECTING IMPARTIALITY</i>	2
2. RECORD OF ATTENDANCE / APOLOGIES / LEAVE OF ABSENCE (PREVIOUSLY APPROVED)	2
3. RESPONSE TO PREVIOUS PUBLIC QUESTIONS TAKEN ON NOTICE	2
4. PUBLIC QUESTION TIME	2
5. PETITIONS / DEPUTATIONS / PRESENTATIONS	2
6. APPLICATIONS FOR LEAVE OF ABSENCE	2
7. ANNOUNCEMENTS BY SHIRE PRESIDENT AND/OR DEPUTY PRESIDENT WITHOUT DISCUSSION	2
8. CONFIRMATION OF COUNCIL MEETING MINUTES:	3
8.1. <i>ORDINARY MEETING OF COUNCIL HELD - 16/10/2018</i>	3
9. CONFIRMATION OF OTHER MEETING MINUTES:	3
10. OFFICER'S REPORTS	4
10.1. <i>SEPTEMBER 2018 – QUARTERLY FINANCIAL REVIEW</i>	4
10.2. <i>COUNCILLOR'S MEETINGS ATTENDED FOR THE PERIOD – 01/11/2018 – 20/11/2018</i>	32
11. ELECTED MEMBERS' MOTION OF WHICH PREVIOUS NOTICE HAS BEEN GIVEN	32
12. MOTIONS WITHOUT NOTICE BY PERMISSION OF THE COUNCIL	32
12.1. <i>COUNCILLORS AND /OR OFFICERS</i>	32
13. ITEMS FOR DISCUSSION	32
14. INFORMATION ITEMS	32
14.1. <i>ADOPTION OF INFORMATION REPORTS</i>	32
14.2. <i>WWLZ INFORMATION REPORT – FOR THE PERIOD 04/10/2018 – 12/11/2018</i>	33
14.3. <i>MONTHLY FINANCIAL REPORTS – FOR THE PERIOD 01/10/2018 – 31/10/2018</i>	35
14.4. <i>MONTHLY RATES REPORTS – FOR THE PERIOD ENDING – 31/10/2018</i>	38
14.5. <i>SCHEDULE OF ACCOUNTS PAID FOR THE PERIOD 1/10/2018 – 31/10/2018</i>	39
14.6. <i>CORRESPONDENCE & MINUTES FOR INFORMATION</i>	46
14.7. <i>COUNCIL/COMMITTEES - STATUS REPORT</i>	47
15. CLOSURE OF MEETING	56

These Minutes of the meeting held 20 November 2018 are confirmed as a true and correct record of proceedings without amendment. Confirmed on 18 December 2018 by the Presiding Member, Cr HR Thomson.

.....
Cr HR Thomson Presiding Member

18 December 2018

ORDINARY MEETING OF COUNCIL AGENDA

1. DECLARATION OF OPENING / ANNOUNCEMENT OF VISITORS

Meeting opened 4.05pm

1.1. DISCLOSURE OF INTEREST AFFECTING IMPARTIALITY

Division 6 Subdivision 1 of the Local Government Act 1995 requires Council Members and Employees to declare any direct or indirect financial interest or general interest in any matter listed in this Agenda.

The Act also requires the nature of the interest to be disclosed in writing before the meeting or immediately before the matter be discussed.

NB: A Council member who makes a disclosure must not preside or participate in, or be present during, any discussion or decision making procedure relating to the declared matter unless the procedures set out in Sections 5.68 or 5.69 of the Act have been complied with.

DISCLOSURE OF INTEREST AFFECTING IMPARTIALITY

Disclosures of Interest Affecting Impartiality are required to be declared and recorded in the minutes of a meeting. Councillors who declare such an interest are still permitted to remain in the meeting and to participate in the discussion and voting on the particular matter. This does not lessen the obligation of declaring financial interests etc. covered under the Local Government Act.

To help with complying with the requirements of declaring Interests Affecting Impartiality the following statement is recommended to be announced by the person declaring such an interest and to be produced in the minutes.

"I (give circumstances of the interest being declared, eg: have a long standing personal friendship with the proponent). As a consequence there may be a perception that my impartiality on this matter may be affected. I declare that I will consider this matter on its merits and vote accordingly".

2. RECORD OF ATTENDANCE / APOLOGIES / LEAVE OF ABSENCE (PREVIOUSLY APPROVED)

Present:

Cr HR Thomson	Shire President	Cr T Brown	
Cr T Young	Deputy Shire President	Cr M Trimming	
Cr D Douglas		Sean Fletcher	Acting CEO
Cr P Morrell		Sue Dowson	Deputy CEO
		Colleen Pollard	ASO

Apologies:

Nil

3. RESPONSE TO PREVIOUS PUBLIC QUESTIONS TAKEN ON NOTICE

Nil

4. PUBLIC QUESTION TIME

Nil

5. PETITIONS / DEPUTATIONS / PRESENTATIONS

Nil

6. APPLICATIONS FOR LEAVE OF ABSENCE

Nil

7. ANNOUNCEMENTS BY SHIRE PRESIDENT AND/OR DEPUTY PRESIDENT WITHOUT DISCUSSION

Shire President mentioned that the ACEO Sean Fletcher is putting his stamp on the organisation, welcomed Sean as Acting CEO. Councillors invited to contact Sean at any time.

The Shire President announced that there would be a formal council meeting with a briefing session to follow.

Nil from Deputy President

8. CONFIRMATION OF COUNCIL MEETING MINUTES:**8.1. ORDINARY MEETING OF COUNCIL HELD - 16/10/2018****COUNCIL DECISION**

Moved Cr Morrell seconded Cr Douglas that the Minutes of the Ordinary Meeting of Council held 16 October 2018 be confirmed as a true and correct record of proceedings without amendment.

CARRIED 6/0**9. CONFIRMATION OF OTHER MEETING MINUTES:**

Nil

10. OFFICER'S REPORTS

10.1. SEPTEMBER 2018 – QUARTERLY FINANCIAL REVIEW

Proponent	Mr Sean Fletcher, Acting CEO
Owner	
Location/Address	
Author of Report	Belinda Knight, CEO; Sean Fletcher, Acting CEO
Date of Meeting	20/11/2018
Previous Reports	Nil
Disclosure of any Interest	Nil. Note that although Mr Fletcher did not compile the Review he has made comments in today's report
File Reference	17.1.3
Attachments	September 2018 Quarterly Financial Review (26 pages)

BRIEF SUMMARY

To review the Adopted Budget for the quarter ended 30/09/2018.

BACKGROUND

The quarterly financial review is presented as a guide to the first quarter of the financial year.

STATUTORY/LEGAL IMPLICATIONS

Local Government (Financial Management) Regulations 1996 – Regulation 34 & 35

POLICY IMPLICATIONS

Nil – legislated.

FINANCIAL IMPLICATIONS

Refer attached Review.

COMMENTS BY THE ACTING CEO

The September Review provides information by Nature and Type (Page 2 of the Review attachment) and the Statutory Reporting Program (Pages 3 and 4). Both of these statements indicate the variances regarding revenue and expenditure (the blue arrows). Both reports present the financial information in different formats and take into account the actual changes to the income and expenditure during the September Quarter. A key matter to note are the previous discussions with Council regarding the expected increased costs for material and contracts of \$76,660 to account for the unbudgeted costs regarding the CEO including Acting CEO services, CEO recruitment and computer costs.

Predicted Variances – Note 4

In particular, the variances regarding both reports is provided on pages 10 -11 of the Review. Some key considerations are highlighted as follows:

Opening Position

The opening position or surplus/deficit for the 2018/19 Budget was estimated. The Audit of the 17/18 Annual Financial Statements has confirmed that the deficit of \$49,192 is in fact a surplus of \$65,009. Negative figures are always shown in brackets regarding local government financial statements.

Note 4.1.1

The Direct Grant received from Main Roads has been reinstated to its full value. The State Government had reduced this fund in 2017/18 as part of State Budget Repair. The reinstatement of the Direct Grant to its value has seen revenue of \$29,085 more than expected for the 2018/19 Budget.

Note 4.2.2

Materials and Contracts as a cost have been increased by \$76,600 to recognize the additional costs required to fund the Acting CEO and CEO recruitment and computer purchases for the new CEO. In the Statutory Reporting Program Statement on page 3 of the Review it can be seen under Expenditure from

Operating Activities that the Governance Program shows this amount as \$64,140. This is because the expected savings from the CEO's salary of \$12,480 (Jan/Feb 2019) have been applied to this cost.

4.3.1 and 4.4.5

The Cartmeticup Road project has the final income of \$18,666 and expenditure of \$29,000 identified. The revenue and expenditure for this road project were omitted from the 18/19 Budget.

Total Movement

The total movement in expenditure has been recognized as \$61,969 with the total movement in revenue accounting for an adjusted surplus of \$65,009 leaving a net positive position of \$3,040 that sees the deficit reduced to \$46,152.

Budget Amendments – Note 5

The changes due to the material variances to the 18/19 Budget in Note 4 have been flowed through to Note 5. Another issue to note is that the Award Safety Net increases for staff have been recognized at \$10,000.

It can be seen that the adjustments in Note 5 show that there is an expected overall increase in available cash of \$130,140 and an increase in costs of \$127,100 due to the material variances leading to an expected year end deficit of \$46,152 instead of \$49,192.

Overview of Other Matters (Breakdown by Programme)

General Purpose Funding

Rates income is \$13,612.93 less than expected and the Financial Assistance Grants show the funds received for the quarter. Reimbursement to councillors is shown as \$5,000.

Law Order and public Safety

The MAF Program 2018/19 expected income is \$201,875. The Shire has received \$115,060.07 of this allocation and is waiting approvals so that this project can get underway.

Education and Welfare

The expenses regarding Salmon Gums and Wattleville are slightly under. The NRAS income for Salmon Gum is on track.

Housing

The costs for staff housing are slightly under for the quarter, with income from rents yet to be realized.

Transport

Expenditure is what it should be for the quarter. However, the RRG Project Grant of \$206,650 is yet to be realized. The Reinstatement of the Direct Grant can be seen as \$70,028 instead of \$40,945.

STRATEGIC IMPLICATIONS

N/A

CONSULTATION/COMMUNICATION

Nil

COMMENT

Nothing further.

VOTING REQUIREMENTS

Absolute Majority

RECOMMENDATION & COUNCIL DECISION – ITEM 10.1 SEPTEMBER 2018 – QUARTERLY FINANCIAL REVIEW

Moved Cr Brown seconded Cr Morrell that Council adopts the amendment to the 2018/2019 Adopted Budget as contained in the attached September 2018 Quarterly Financial Review.

CARRIED BY AN ABSOLUTE MAJORITY OF 6/0

**SHIRE OF WOODANILLING
BUDGET REVIEW REPORT
FOR THE PERIOD ENDED 30TH SEPTEMBER 2018**

**LOCAL GOVERNMENT ACT 1995
LOCAL GOVERNMENT (FINANCIAL MANAGEMENT) REGULATIONS 1996**

TABLE OF CONTENTS

Statement of Budget Review by Nature or Type	1
Statement of Budget Review by Program	2
Note 1 Basis of Preparation	3
Note 2 Summary Graphs - Budget Review	4
Note 3 Net Current Funding Position	5
Note 4 Predicted Variances	7
Note 5 Budget Amendments	8



**SHIRE OF WOODANILLING
STATEMENT OF BUDGET REVIEW
(NATURE OR TYPE)
FOR THE PERIOD ENDED 30TH SEPTEMBER 2018**

Note	Budget v Actual		Predicted			
	Annual Budget (a)	YTD Actual (b)	Variance Permanent (c)	Variance Timing (Carryover) (d)	Year End (a)+(c)+(d)	
	\$	\$	\$	\$	\$	
OPERATING ACTIVITIES						
Net current assets at start of financial year surplus/(deficit)						
	1,227,678	1,227,678	65,009	0	1,292,687	▲
Revenue from operating activities (excluding rates)						
Operating grants, subsidies and contributions	2,701,435	626,991	29,085	0	2,730,520	▲
Profit on asset disposals	4.1.1 0	0	0	0	0	
Fees and charges	4.1.2 350,235	84,391	4,900	0	355,135	▲
Interest earnings	4.1.7 17,400	1,918	0	0	17,400	
Other revenue	4.1.8 600	(10,543)	0	0	600	
	3,069,670	702,757	33,985	0	3,103,655	
Expenditure from operating activities						
Employee costs	4.2.1 (1,071,875)	(283,737)	2,480	0	(1,069,395)	▼
Materials and contracts	(2,720,270)	(603,042)	(76,600)	0	(2,796,870)	▲
Utility charges	4.2.3 (41,175)	(11,955)	0	0	(41,175)	
Depreciation on non-current assets	(972,390)	(209,606)	0	0	(972,390)	
Insurance expenses	(69,335)	(75,875)	(6,500)	0	(75,835)	▲
Loss on asset disposals	4.2.6 0	0	0	0	0	
Other expenditure	4.2.7 (148,975)	(36,617)	(5,000)	0	(153,975)	▲
	(5,024,020)	(1,220,832)	(85,620)	0	(5,109,640)	
Operating activities excluded from budget						
Depreciation on assets	972,390	0	0	0	972,390	
(Profit)/loss on asset disposal	4.4.3 0	0	0	0	0	
Adjust provisions and accruals	0	0	0	0	0	
	245,718	709,602	13,374	0	259,092	
Amount attributable to operating activities						
INVESTING ACTIVITIES						
Non-operating grants, subsidies and contributions	4.1.3 259,200	0	18,666	0	277,866	▲
Purchase land and buildings	0	0	0	0	0	
Purchase property, plant and equipment	(311,835)	0	0	0	(311,835)	
Purchase furniture and equipment	0	0	0	0	0	
Purchase and construction of infrastructure-roads	(328,622)	(13,841)	(29,000)	0	(357,622)	▲
Purchase and construction of infrastructure-other	0	0	0	0	0	
Proceeds from disposal of assets	39,370	0	0	0	39,370	
	(341,887)	(13,841)	(10,334)	0	(352,221)	
Amount attributable to investing activities						
FINANCING ACTIVITIES						
Proceeds from self supporting loans	0	0	0	0	0	
Transfers from cash backed reserves (restricted assets)	9 107,800	107,800	0	0	107,800	
Transfers to cash backed reserves (restricted assets)	9 (806,738)	0	0	0	(806,738)	
	(698,938)	107,800	0	0	(698,938)	
Amount attributable to financing activities						
Budget deficiency before general rates						
	(795,107)	803,561	3,040	0	(792,067)	
Estimated amount to be raised from general rates						
	745,915	(766,302)			745,915	
Closing funding surplus(deficit)						
2	(49,192)	37,259	3,040	0	(46,152)	▲



**SHIRE OF WOODANILLING
STATEMENT OF BUDGET REVIEW
(STATUTORY REPORTING PROGRAM)
FOR THE PERIOD ENDED 30TH SEPTEMBER 2018**

	Budget v Actual		Predicted			Material Variance
	Adopted Annual Budget Note	YTD Actual (b)	Variance Permanent (c)	Variance Timing (Carryover) (d)	Year End (a)+(c)+(d)	
	\$	\$	\$	\$	\$	
OPERATING ACTIVITIES						
Net current assets at start of financial year surplus/(deficit)	1,227,678	1,227,678	65,009	0	1,292,687	▲
Revenue from operating activities (excluding rates)						
Governance	11,700	156	0	0	11,700	
General purpose funding	417,915	70,375	0	0	417,915	
Law, order, public safety	231,175	136,437	0	0	231,175	
Health	725	0	0	0	725	
Education and welfare	91,920	22,159	0	0	91,920	
Housing	30,340	2,952	3,900	0	34,240	▲
Community amenities	32,850	27,337	0	0	32,850	
Recreation and culture	1,100	848	0	0	1,100	
Transport	2,185,445	409,332	29,085	0	2,214,530	▲
Economic services	22,500	12,419	0	0	22,500	
Other property and services	44,000	20,740	1,000	0	45,000	▲
	3,069,670	702,757	33,985	0	3,103,655	
Expenditure from operating activities						
Governance	(208,225)	(56,450)	(64,120)	0	(272,345)	▲
General purpose funding	(19,700)	(3,186)	0	0	(19,700)	
Law, order, public safety	(324,315)	(39,434)	0	0	(324,315)	
Health	(37,900)	(13,156)	0	0	(37,900)	
Education and welfare	(43,180)	(8,878)	0	0	(43,180)	
Housing	(93,875)	(21,647)	0	0	(93,875)	
Community amenities	(137,985)	(29,884)	0	0	(137,985)	
Recreation and culture	(141,850)	(64,545)	(6,500)	0	(148,350)	▲
Transport	(3,930,590)	(891,343)	(10,000)	0	(3,940,590)	▲
Economic services	(44,200)	(14,465)	0	0	(44,200)	
Other property and services	(42,200)	(77,844)	(5,000)	0	(47,200)	▲
	(5,024,020)	(1,220,832)	(85,620)	0	(5,109,640)	
Operating activities excluded from budget						
Depreciation on assets	972,390	0	0	0	972,390	
Adjust (Profit)/Loss on Asset Disposal	0	0	0	0	0	
Adjust Provisions and Accruals	0	0	0	0	0	
	245,718	709,602	13,374	0	259,092	
Amount attributable to operating activities						
INVESTING ACTIVITIES						
Non-operating grants, subsidies and contributions	259,200	0	18,666	0	277,866	
Purchase land held for resale	0	0	0	0	0	
Purchase land and buildings	0	0	0	0	0	
Purchase plant and equipment	(311,835)	0	0	0	(311,835)	
Purchase furniture and equipment	0	0	0	0	0	



Shire of Woodanilling

Purchase and construction of infrastructure - roads	(328,622)	(13,841)	(29,000)	0	(357,622)	▲
Purchase and construction of infrastructure - other	0	0	0	0	0	
Proceeds from disposal of assets	39,370	0	0	0	39,370	
Amount attributable to investing activities	(341,887)	(13,841)	(10,334)	0	(352,221)	
FINANCING ACTIVITIES						
Transfers to cash backed reserves (restricted assets)	9 (806,738)	0	0	0	(806,738)	
Transfers from cash backed reserves (restricted assets)	9 107,800	107,800	0	0	107,800	
Amount attributable to financing activities	(698,938)	107,800	0	0	(698,938)	
Budget deficiency before general rates	(795,107)	803,561	3,040	0	(792,067)	
Estimated amount to be raised from general rates	745,915	(766,302)			745,915	
Closing Funding Surplus(Deficit)	2 (49,192)	37,259	3,040	0	(46,152)	▲



SHIRE OF WOODANILLING NOTES TO AND FORMING PART OF THE BUDGET REVIEW REPORT FOR THE YEAR ENDED 30 JUNE 2018

1. BASIS OF PREPARATION

The budget review report has been prepared in accordance with applicable Australian Accounting Standards (as they apply to local government and not-for-profit entities), Australian Accounting Interpretations, other authoritative pronouncements of the Australian Accounting Standards Board, the Local Government Act 1995 and accompanying regulations. Material accounting policies which have been adopted in the preparation of this budget review report are presented below and have been consistently applied unless stated otherwise.

The report has been prepared on the accrual basis and is based on historical costs, modified, where applicable, by the measurement at fair value of selected non-current assets, financial assets and liabilities.

THE LOCAL GOVERNMENT REPORTING ENTITY

All funds through which the Shire of Woodanilling controls resources to carry on its functions have been included in the financial statements forming part of this budget review.

In the process of reporting on the local government as a single unit, all transactions and balances between those Funds (for example, loans and transfers between Funds) have been eliminated.

CRITICAL ACCOUNTING ESTIMATES

The preparation of a financial report in conformity with Australian Accounting Standards requires management to make judgements, estimates and assumptions that effect the application of policies and reported amounts of assets and liabilities, income and expenses.

The estimates and associated assumptions are based on historical experience and various other factors that are believed to be reasonable under the circumstances; the results of which form the basis of making the judgements about carrying values of assets and liabilities that are not readily apparent from other sources. Actual results may differ from these estimates.

2017/18 ACTUAL BALANCES

Balances shown in this budget review report as 2017/2018 Actual are as forecast at the time of budget review preparation and are subject to final adjustments.

ROUNDING OFF FIGURES

All figures shown in this budget review report are rounded to the nearest dollar.

BUDGET COMPARATIVE FIGURES

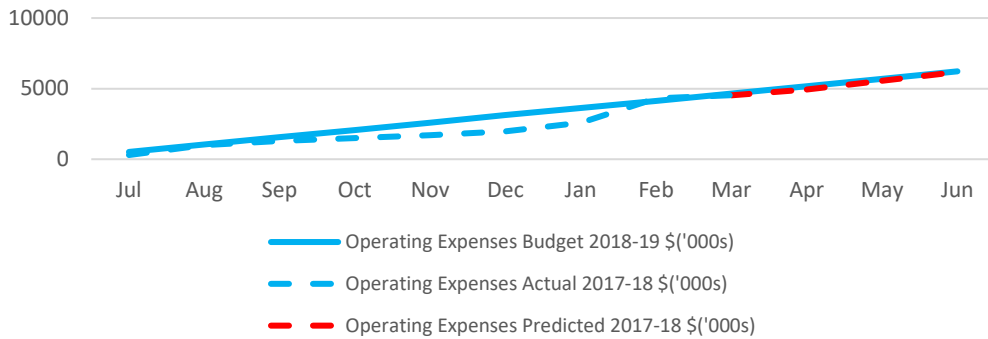
Unless otherwise stated, the budget comparative figures shown in this budget review report relate to the original budget estimate for the relevant item of disclosure.



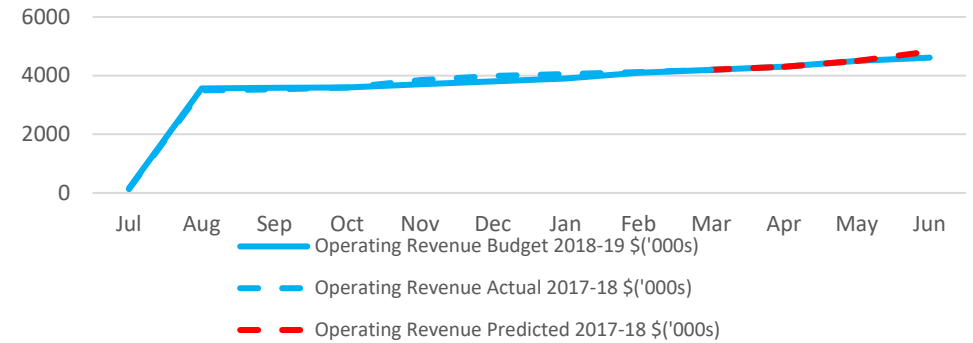
SHIRE OF WOODANILLING SUMMARY GRAPHS - BUDGET REVIEW FOR THE PERIOD ENDED FOR THE PERIOD ENDED 30TH SEPTEMBER 2018

2. SUMMARY GRAPHS - BUDGET REVIEW

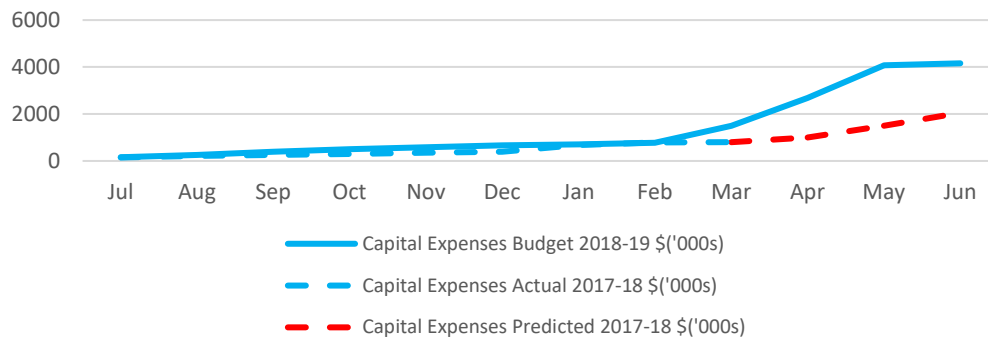
Operating Expenses



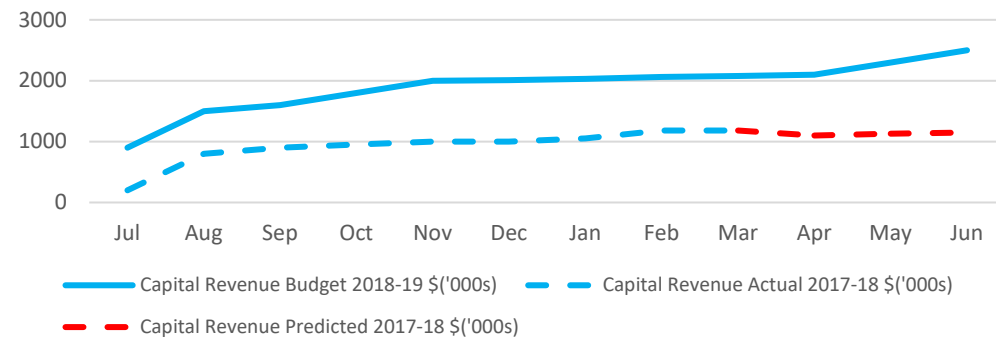
Operating Revenue



Capital Expenditure



Capital Revenue



This information is to be read in conjunction with the accompanying financial statements and notes.



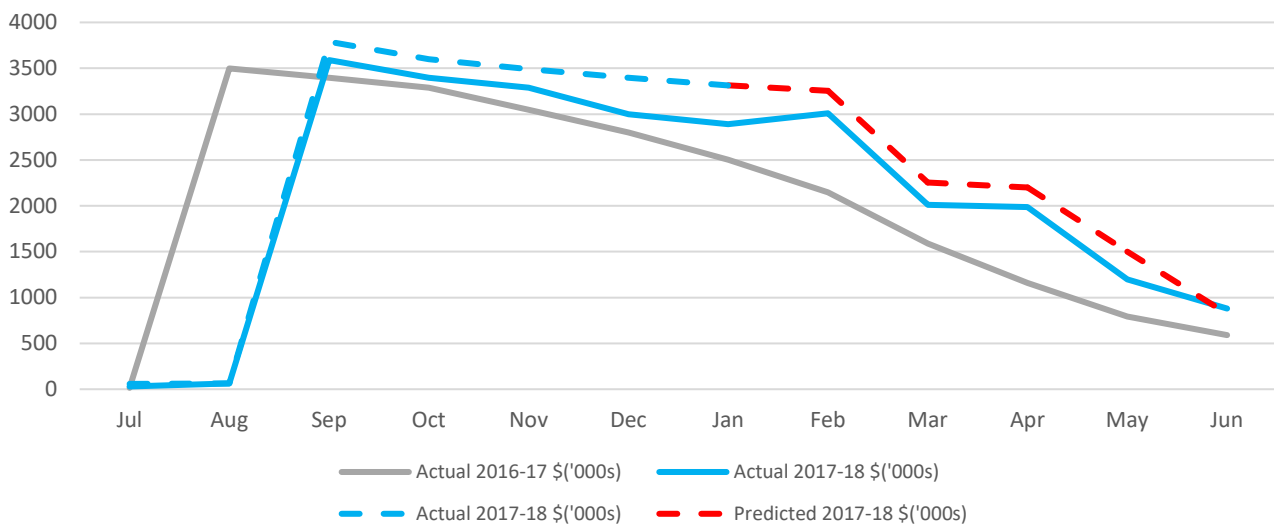
SHIRE OF WOODANILLING NOTES TO THE BUDGET REVIEW REPORT FOR THE PERIOD ENDED 30TH SEPTEMBER 2018

3. NET CURRENT FUNDING POSITION

Positive=Surplus (Negative=Deficit)
2018-19

Note	This Period	Actual to 30/06/2018	Budget to 30/06/2018
	\$	\$	\$
Current assets			
Cash unrestricted	706,642	806,120	731,696
Cash restricted	224,167	259,523	331,967
Receivables - rates and rubbish	1,406,601	920,812	667,687
Receivables - other	(0)	13,015	0
Inventories	16,210	16,210	15,887
	2,353,620	2,015,680	1,747,237
Less: current liabilities			
Payables	(397,437)	(327,783)	(29,467)
Provisions	(141,628)	(171,033)	(158,125)
	(539,065)	(498,816)	(187,592)
Less: cash restricted			
	(224,167)	(224,167)	(331,967)
Net current funding position	1,590,388	1,292,697	1,227,678

Liquidity Over the Year



**SHIRE OF WOODANILLING
NOTES TO THE BUDGET REVIEW REPORT
FOR THE PERIOD ENDED 30TH SEPTEMBER 2018**

3. COMMENTS/NOTES - NET CURRENT FUNDING POSITION (CONTINUED)

SIGNIFICANT ACCOUNTING POLICIES

CASH AND CASH EQUIVALENTS

Cash and cash equivalents include cash on hand, cash at bank, deposits available on demand with banks, other short term highly liquid investments that are readily convertible to known amounts of cash and which are subject to an insignificant risk of changes in value and bank overdrafts.

Bank overdrafts are shown as short term borrowings in current liabilities in Note 2 Net Current Assets of the budget.

TRADE AND OTHER RECEIVABLES

Trade and other receivables include amounts due from ratepayers for unpaid rates and service charges and other amounts due from third parties for goods sold and services performed in the ordinary course of business.

Receivables expected to be collected within 12 months of the end of the reporting period are classified as current assets. All other receivables are classified as non-current assets.

Collectability of trade and other receivables is reviewed on an ongoing basis. Debts that are known to be uncollectible are written off when identified. An allowance for doubtful debts is raised when there is objective evidence that they will not be collectible.

INVENTORIES

General

Inventories are measured at the lower of cost and net realisable value.

Net realisable value is the estimated selling price in the ordinary course of business less the estimated costs of completion and the estimated costs necessary to make the sale.

LOANS AND RECEIVABLES

Loans and receivables are non-derivative financial assets with fixed determinable payments that are not quoted in an active market and subsequently measured at amortised cost. Gains or losses are recognised in profit or loss. Loans and receivables are included in current assets where they are expected to mature within 12 months after the end of the reporting period.

TRADE AND OTHER PAYABLES

Trade and other payables represent liabilities for goods and services provided to the Shire of Woodanilling prior to the end of the financial year that are unpaid and arise when the Shire of Woodanilling becomes obliged to make future payments in respect of the purchase of these goods and services. These amounts are unsecured, are recognised as a current liability and are normally paid within 30 days of recognition.

EMPLOYEE BENEFITS

Short-Term Employee Benefits

Provision is made for the Shire of Woodanilling's obligations for short-term employee benefits. Short-term employee benefits are benefits (other than termination benefits) that are expected to be settled wholly before 12 months after the end of the annual reporting period in which the employees render the related service, including wages, salaries and sick leave. Short-term employee benefits are measured at the (undiscounted) amounts expected to be paid when the obligations are settled.

The Shire of Woodanilling's obligations for short-term employee benefits such as wages, salaries and sick leave are recognised as a part of current financial trade and other payables in the statement position. Shire of Woodanilling's obligations for employees' annual leave and long service leave entitlements are recognised as provisions in the statement of financial position.



Shire of Woodanilling

CURRENT AND NON-CURRENT CLASSIFICATION

In the determination of whether an asset or liability is current or non-current, consideration is given to the time when each asset or liability is expected to be settled. The asset or liability is classified as current if it is expected to be settled within the next 12 months, being the Shire of Woodanilling's operational cycle. In the case of liabilities where the Shire of Woodanilling does not have the unconditional right to defer settlement beyond 12 months, such as vested long service leave, the liability is classified as current even if not expected to be settled within the next 12 months. Inventories held for trading are classified as current even if not expected to be realised in the next 12 months except for land held for sale where it is held as non-current based on the Shire of Woodanilling's intentions to release for sale.

PROVISIONS

Provisions are recognised when the Shire of Woodanilling has a legal or constructive obligation, as a result of past events, for which it is probable that an outflow of economic benefits will result and that outflow can be reliably measured.

Provisions are measured using the best estimate of the amounts required to settle the obligation at the end of the reporting period.

RATES, GRANTS, DONATIONS AND OTHER CONTRIBUTIONS

Rates, grants, donations and other contributions are recognised as revenues when the Shire of Woodanilling obtains control over the assets comprising the contributions.

Control over assets acquired from rates is obtained at the commencement of the rating period or, where earlier, upon receipt of the rates.



**SHIRE OF WOODANILLING
NOTES TO THE REVIEW OF THE ANNUAL BUDGET
FOR THE PERIOD ENDED 30TH SEPTEMBER 2018**

4. PREDICTED VARIANCES

Comments/Reason for Variance	Variance \$	
	Permanent	Timing
4.1 OPERATING REVENUE (EXCLUDING RATES)		
4.1.1 -Operating grants, subsidies and contributions		
Direct Grants reinstated to full value following reduction in 2017/2018		29,085
4.1.2 Fees and Charges		
Include allowance for insurance refunds on plant and equipment, and rental income on 3327 or 3340 Robinson Road		4,900
		Predicted Variances Brought Forward 33,985
4.2 OPERATING EXPENSES		
4.2.1 EMPLOYEE COSTS		
Reinstatement of Award increases funded from increase in Direct Grants less savings on CEO salary		2,480
4.2.2 MATERIAL AND CONTRACTS		
Increase in allowance for Acting CEO and CEO Recruitment and computer expenses		(76,600)
4.2.5 INSURANCE EXPENSES		
Increase in insurance costs		(6,500)
4.2.7 OTHER EXPENDITURE		
Private works increase due to culvert installation		(5,000)
		Predicted Variances Carried Forward (51,635)
		Predicted Variances Brought Forward (51,635)
4.3 CAPITAL REVENUE		
4.3.1 GRANTS, SUBSIDIES AND CONTRIBUTIONS		
Cartmeticup Road widening and reseal projects - final claims yet to be made		18,666
4.4 CAPITAL EXPENSES		
4.4.5 INFRASTRUCTURE ASSETS - ROADS		
Cartmeticup Road widening and reseal projects - yet to be completed.		(29,000)
		Predicted Variances Brought Forward (61,969)



**SHIRE OF WOODANILLING
NOTES TO THE REVIEW OF THE ANNUAL BUDGET
FOR THE PERIOD ENDED 30TH SEPTEMBER 2018**

4. PREDICTED VARIANCES

Comments/Reason for Variance

4.5 OTHER ITEMS

4.5.2 OPENING FUNDING SURPLUS(DEFICIT)

At the time of adopting the budget, this figure was estimated. The Annual Financial Statements have now been prepared and this figure is final (subject to Audit)

65,009

4.5.3 NON-CASH WRITE BACK OF PROFIT (LOSS)

Please see 4.1.1 and 4.2.6 above for explanation of the change in net Profit (Loss)

Total Predicted Variances as per Annual Budget Review

3,040





**SHIRE OF WOODANILLING
NOTES TO THE BUDGET REVIEW REPORT
FOR THE PERIOD ENDED 30TH SEPTEMBER 2018**

5. BUDGET AMENDMENTS

Amendments to original budget since budget adoption. Surplus/(Deficit)

GL Account Code	Description	Classification	Increase in Available Cash	Decrease in Available Cash	Amended Budget Running Balance	Comments
	Budget Adoption - Value at 30/06/2019	Opening Surplus(Deficit)	\$	\$	\$	
	Adjustment to Opening Surplus	Opening Surplus(Deficit)				
					(49,192)	
			65,009		15,817	Taken from Annual Financial Report
122230	Direct Grants - reinstatement of full grant	Operating Revenue	29,085		44,902	Actual variance
M999	Reinstatement of Award Increases sacrificed at Budget	Operating Expenses		(10,000)	34,902	Award Safety Net increases
042040	Consulting and Relief Staff - Appointment of ACEO	Operating Expenses		(57,600)	(22,698)	Estimate for 18 weeks
042040	Consulting and Relief Staff - Appointment of Recruitment Agent	Operating Expenses		(13,000)	(35,698)	As per quote
042000	Saving on CEO Salary	Operating Expenses	12,480		(23,218)	Period January/February 2019
144006	Insurance Refunds on Plant	Operating Revenue	1,000		(22,218)	Omitted from budget
091221	3327 Robinson Road - rent not included in budget	Operating Revenue	3,900		(18,318)	Omitted from budget
113020	Insurance Premiums - estimates only available at budget	Operating Expenses		(6,500)	(24,818)	See Insurances Schedule
141000	Private Works - allow for culvert installation (free to client)	Operating Expenses		(5,000)	(29,818)	Actual costs
RRG55	Cartmeticup Road widening (carryover)	Operating Expenses	10,666	(17,000)	(36,152)	Omitted from budget
RRG56	Cartmeticup Road reseal (carryover)	Operating Expenses	8,000	(12,000)	(40,152)	Omitted from budget
042070	Computer Maintenance	Operating Expenses		(6,000)	(46,152)	Additional licences new equipment
					(46,152)	
	Amended Budget Cash Position as per Council Resolution		130,140	(127,100)	(46,152)	



Shire of Woodanilling

Programme Description	Sub-Programme Description	Type Description	Description	Original Budget	YTD Actual	Order Value	Total Actual (incl PO's)
GENERAL PURPOSE FUNDING							
General Purpose Funding	Rate Revenue	Operating Expenditure	Expenses Relating to Rates	\$200.00	\$0.00	\$0.00	\$0.00
General Purpose Funding	Rate Revenue	Operating Expenditure	Expenses Relating to Valuations & Title Searches	\$4,500.00	\$39.00	\$0.00	\$39.00
General Purpose Funding	Rate Revenue	Operating Expenditure	Rates Write Offs	\$0.00	\$0.00	\$0.00	\$0.00
				\$4,700.00	\$39.00	\$0.00	\$39.00
General Purpose Funding	Rate Revenue	Operating Income	General Rates Levied	-\$779,915.00	-\$766,302.07	\$0.00	-\$766,302.07
General Purpose Funding	Rate Revenue	Operating Income	Ex-Gratia Rates Received	-\$1,405.00	\$0.00	\$0.00	\$0.00
General Purpose Funding	Rate Revenue	Operating Income	Penalty Interest Raised on Rates	-\$7,000.00	-\$520.13	\$0.00	-\$520.13
General Purpose Funding	Rate Revenue	Operating Income	Discount on Early Payment of Rates	\$34,000.00	\$32,392.09	\$0.00	\$32,392.09
General Purpose Funding	Rate Revenue	Operating Income	Interim Rates Levied	\$0.00	\$0.00	\$0.00	\$0.00
General Purpose Funding	Rate Revenue	Operating Income	Instalment Interest Received	-\$900.00	-\$632.80	\$0.00	-\$632.80
General Purpose Funding	Rate Revenue	Operating Income	Rates Administration Fee Received	-\$600.00	-\$505.00	\$0.00	-\$505.00
General Purpose Funding	Rate Revenue	Operating Income	Pens Deferred Rates Interest Grant	\$0.00	\$0.00	\$0.00	\$0.00
General Purpose Funding	Rate Revenue	Operating Income	Other Income Relating to Rates	-\$1,300.00	-\$240.00	\$0.00	-\$240.00
General Purpose Funding	Rate Revenue	Operating Income	Legal Fees Recoverable	\$0.00	\$0.00	\$360.00	\$360.00
				-\$757,120.00	-\$735,807.91	\$360.00	-\$735,447.91
General Purpose Funding	Other General Purpose Funding	Operating Expenditure	Expenses Relating to General Purpose Funding	\$15,000.00	\$3,147.00	\$0.00	\$3,147.00
				\$15,000.00	\$3,147.00	\$0.00	\$3,147.00
General Purpose Funding	Other General Purpose Funding	Operating Income	Grants Commission Grant - General	-\$255,510.00	-\$64,448.50	\$0.00	-\$64,448.50
General Purpose Funding	Other General Purpose Funding	Operating Income	Grants Commission Grant - Roads	-\$141,700.00	-\$35,656.25	\$0.00	-\$35,656.25
General Purpose Funding	Other General Purpose Funding	Operating Income	Grants Commission Grant - Special	\$0.00	\$0.00	\$0.00	\$0.00
General Purpose Funding	Other General Purpose Funding	Operating Income	Interest on Investments	-\$9,500.00	-\$764.74	\$0.00	-\$764.74
General Purpose Funding	Other General Purpose Funding	Operating Income	Other General Purpose funding	\$0.00	\$0.00	\$0.00	\$0.00
				-\$406,710.00	-\$100,869.49	\$0.00	-\$100,869.49



Shire of Woodanilling

Programme Description	Sub-Programme Description	Type Description	Description	Original Budget	YTD Actual	Order Value	Total Actual (incl PO's)
<u>GOVERNANCE</u>							
Governance	Members Of Council	Operating Expenditure	Members Travelling	\$0.00	\$0.00	\$0.00	\$0.00
Governance	Members Of Council	Operating Expenditure	Members Conferences	\$4,500.00	\$4,566.15	\$0.00	\$4,566.15
Governance	Members Of Council	Operating Expenditure	Elections	\$0.00	\$0.00	\$0.00	\$0.00
Governance	Members Of Council	Operating Expenditure	President & Deputy Allowances	\$11,000.00	\$0.00	\$0.00	\$0.00
Governance	Members Of Council	Operating Expenditure	Members Insurance	\$6,125.00	\$6,369.00	\$0.00	\$6,369.00
Governance	Members Of Council	Operating Expenditure	Subscriptions	\$12,000.00	\$9,555.89	\$0.00	\$9,555.89
Governance	Members Of Council	Operating Expenditure	Councillor Allowances	\$27,300.00	\$495.05	\$0.00	\$495.05
Governance	Members Of Council	Operating Expenditure	Refreshments & Receptions	\$6,500.00	\$507.61	\$90.91	\$598.52
Governance	Members Of Council	Operating Expenditure	Councillor Training	\$0.00	\$90.90	\$0.00	\$90.90
Governance	Members Of Council	Operating Expenditure	Maintenance - Council Chambers	\$2,500.00	\$510.80	\$0.00	\$510.80
Governance	Members Of Council	Operating Expenditure	Expenses Relating to Members	\$103,200.00	\$25,606.53	\$0.00	\$25,606.53
Governance	Members Of Council	Operating Expenditure	Integrated Planning & Other Consultants	\$25,000.00	\$8,438.45	\$10,000.00	\$18,438.45
Governance	Members Of Council	Operating Expenditure	Expenses Relating to 4WDL VROC	\$3,200.00	\$309.50	\$0.00	\$309.50
Governance	Members Of Council	Operating Expenditure	Donations	\$200.00	\$0.00	\$0.00	\$0.00
				\$201,525.00	\$56,449.88	\$10,090.91	\$66,540.79
Governance	Members Of Council	Operating Income	Contributions Received	\$0.00	\$0.00	\$0.00	\$0.00
Governance	Members Of Council	Operating Income	Reimbursements	-\$5,000.00	\$105.66	\$0.00	\$105.66
Governance	Members Of Council	Operating Income	Income Relating to Members	\$0.00	\$0.00	\$0.00	\$0.00
				-\$5,000.00	\$105.66	\$0.00	\$105.66
Governance	Administration	Operating Expenditure	Expenses Relating to Administration	\$451,785.00	\$104,097.89	\$0.00	\$104,097.89
Governance	Administration	Operating Expenditure	Administration Office Maintenance	\$5,750.00	\$1,117.66	\$0.00	\$1,117.66
Governance	Administration	Operating Expenditure	Insurance	\$1,215.00	\$1,757.76	\$0.00	\$1,757.76
Governance	Administration	Operating Expenditure	Administration Gardens Maintenance	\$2,700.00	\$254.84	\$0.00	\$254.84
Governance	Administration	Operating Expenditure	Office Equipment Maintenance	\$3,700.00	\$465.68	\$0.00	\$465.68
Governance	Administration	Operating Expenditure	Advertising	\$1,500.00	\$108.82	\$0.00	\$108.82
Governance	Administration	Operating Expenditure	Postage & Freight	\$2,200.00	\$388.64	\$0.00	\$388.64
Governance	Administration	Operating Expenditure	Computer Equipment Maintenance	\$49,000.00	\$45,537.13	\$1,540.91	\$47,078.04
Governance	Administration	Operating Expenditure	Bank Fees	\$3,200.00	\$1,264.76	\$0.00	\$1,264.76
Governance	Administration	Operating Expenditure	Telephones	\$6,000.00	\$2,074.16	\$0.00	\$2,074.16
Governance	Administration	Operating Expenditure	Legal Expenses	\$1,000.00	\$100.91	\$0.00	\$100.91
Governance	Administration	Operating Expenditure	Valuation Expenses Other than Rates	\$0.00	\$0.00	\$0.00	\$0.00



Shire of Woodanilling



Programme Description	Sub-Programme Description	Type Description	Description	Original Budget	YTD Actual	Order Value	Total Actual (incl PO's)
Governance	Administration	Operating Expenditure	Administration Staff Training	\$3,385.00	\$0.00	\$1,486.36	\$1,486.36
Governance	Administration	Operating Expenditure	Audit Fees	\$28,000.00	\$0.00	\$0.00	\$0.00
Governance	Administration	Operating Expenditure	Printing & Stationery	\$4,200.00	\$180.36	\$296.27	\$476.63
Governance	Administration	Operating Expenditure	Administration Costs Allocated to Works	-\$556,935.00	-\$157,348.61	\$0.00	-\$157,348.61
				\$6,700.00	\$0.00	\$3,323.54	\$3,323.54
Governance	Administration	Operating Income	Reimbursements - Administration	-\$6,500.00	-\$262.73	\$0.00	-\$262.73
Governance	Administration	Operating Income	Contributions & Donations	\$0.00	\$0.00	\$0.00	\$0.00
Governance	Administration	Operating Income	Photocopies & Misc Cash Sales	-\$200.00	\$0.00	\$0.00	\$0.00
				-\$6,700.00	-\$262.73	\$0.00	-\$262.73
Governance	Administration	Operating Income	Unders & Overs	\$0.00	\$0.74	\$0.00	\$0.74
				\$0.00	\$0.74	\$0.00	\$0.74




Shire of Woodanilling

Programme Description	Sub-Programme Description	Type Description	Description	Original Budget	YTD Actual	Order Value	Total Actual (incl PO's)
LAW, ORDER AND PUBLIC SAFETY							
Law, Order & Public Safety	Fire Prevention	Operating Expenditure	Expenses Relating to Fire Prevention	\$17,075.00	\$1,563.25	\$136.36	\$1,699.61
Law, Order & Public Safety	Fire Prevention	Operating Expenditure	Townsite Fire Management Plan	\$207,100.00	\$8,811.69	\$1,800.00	\$10,611.69
Law, Order & Public Safety	Fire Prevention	Operating Expenditure	Fire Fighting Expenses	\$0.00	\$0.00	\$0.00	\$0.00
Law, Order & Public Safety	Fire Prevention	Operating Expenditure	Expenses Related to ESL	\$62,140.00	\$22,089.27	\$181.82	\$22,271.09
				\$286,315.00	\$32,464.21	\$2,118.18	\$34,582.39
Law, Order & Public Safety	Fire Prevention	Operating Income	Income Relating to Fire Prevention	-\$201,875.00	-\$115,060.07	\$0.00	-\$115,060.07
Law, Order & Public Safety	Fire Prevention	Operating Income	ESL Grant	-\$26,000.00	\$0.00	\$0.00	\$0.00
Law, Order & Public Safety	Fire Prevention	Operating Income	Emergency Services Levy	\$0.00	-\$21,344.60	\$0.00	-\$21,344.60
				-\$227,875.00	-\$136,404.67	\$0.00	-\$136,404.67
Law, Order & Public Safety	Animal Control	Operating Expenditure	Expenses Relating to Animal Control	\$3,000.00	\$676.06	\$0.00	\$676.06
				\$3,000.00	\$676.06	\$0.00	\$676.06
Law, Order & Public Safety	Animal Control	Operating Income	Fines & Penalties	-\$500.00	\$60.00	\$0.00	\$60.00
Law, Order & Public Safety	Animal Control	Operating Income	Dog Registration Fees	-\$2,500.00	-\$92.50	\$0.00	-\$92.50
Law, Order & Public Safety	Animal Control	Operating Income	Cat Registration Fees	-\$300.00	\$0.00	\$0.00	\$0.00
				-\$3,300.00	-\$32.50	\$0.00	-\$32.50
Law, Order & Public Safety	Other Law, Order & Public Safety	Operating Expenditure	Expenses Relating to Other Law, Order & Public Safety	\$35,000.00	\$6,293.78	\$0.00	\$6,293.78
				\$35,000.00	\$6,293.78	\$0.00	\$6,293.78
Law, Order & Public Safety	Other Law, Order & Public Safety	Operating Income	Income Relating to Other Law, Order & Public Safety	\$0.00	\$0.00	\$0.00	\$0.00
				\$0.00	\$0.00	\$0.00	\$0.00




Shire of Woodanilling



Programme Description	Sub-Programme Description	Type Description	Description	Original Budget	YTD Actual	Order Value	Total Actual (incl PO's)
HEALTH							
Health	Preventative Services - Administration & Inspection	Operating Expenditure	Expenses Relating to Preventative Services	\$3,500.00	\$2,373.02	\$0.00	\$2,373.02
Health	Inspection	Operating Expenditure	Analytical Expenses	\$500.00	\$357.00	\$0.00	\$357.00
				\$4,000.00	\$2,730.02	\$0.00	\$2,730.02
Health	Preventative Services - Administration & Inspection	Operating Income	Income Relating to Preventative Services	\$0.00	\$0.00	\$0.00	\$0.00
Health	Preventative Services - Administration & Inspection	Operating Income	Septic Tank Fees	-\$225.00	\$0.00	\$0.00	\$0.00
				-\$225.00	\$0.00	\$0.00	\$0.00
Health	Health - Community Health	Operating Income	Income Relating to Preventative Services - Other	-\$300.00	\$0.00	\$0.00	\$0.00
				-\$300.00	\$0.00	\$0.00	\$0.00
Health	Other Health	Operating Expenditure	Expenses Relating to Other Health	\$27,000.00	\$7,867.46	\$0.00	\$7,867.46
Health	Other Health	Operating Expenditure	Mosquito Control	\$6,900.00	\$2,559.00	\$0.00	\$2,559.00
				\$33,900.00	\$10,426.46	\$0.00	\$10,426.46
Health	Other Health	Operating Income	Income Relating to Other Health	-\$200.00	\$0.00	\$0.00	\$0.00
				-\$200.00	\$0.00	\$0.00	\$0.00



Shire of Woodanilling



Programme Description	Sub-Programme Description	Type Description	Description	Original Budget	YTD Actual	Order Value	Total Actual (incl PO's)
<u>EDUCATION AND WELFARE</u>							
Education & Welfare	Disability Access & Inclusion	Operating Expenditure	Expenses relating to Disability Access & Inclusion	\$0.00	\$0.00	\$0.00	\$0.00
				\$0.00	\$0.00	\$0.00	\$0.00
Education & Welfare	Disability Access & Inclusion	Operating Income	Income relating to Disability Access & Inclusion	\$0.00	\$0.00	\$0.00	\$0.00
				\$0.00	\$0.00	\$0.00	\$0.00
Education & Welfare	Care Of Senior Citizens	Operating Expenditure	Expenses Relating to the Aged	\$30,380.00	\$6,605.92	\$0.00	\$6,605.92
Education & Welfare	Care Of Senior Citizens	Operating Expenditure	Expenses relating to Well Aged Housing	\$12,800.00	\$2,272.04	\$0.00	\$2,272.04
				\$43,180.00	\$8,877.96	\$0.00	\$8,877.96
Education & Welfare	Care Of Senior Citizens	Operating Income	Income Relating to Well Aged Housing	-\$91,920.00	-\$22,158.70	\$0.00	-\$22,158.70
Education & Welfare	Care Of Senior Citizens	Operating Income	Seniors Week Grants	\$0.00	\$0.00	\$0.00	\$0.00
				-\$91,920.00	-\$22,158.70	\$0.00	-\$22,158.70



Shire of Woodanilling



Programme Description	Sub-Programme Description	Type Description	Description	Original Budget	YTD Actual	Order Value	Total Actual (incl PO's)
HOUSING							
Housing	Staff Housing	Operating Expenditure	Maintenance 3340 Robinson Road	\$16,370.00	\$8,516.38	\$0.00	\$8,516.38
Housing	Staff Housing	Operating Expenditure	Expenses Related to Staff Housing	\$35,735.00	\$3,147.00	\$0.00	\$3,147.00
Housing	Staff Housing	Operating Expenditure	Maintenance 3347 Robinson Road	\$27,645.00	\$2,943.77	\$0.00	\$2,943.77
Housing	Staff Housing	Operating Expenditure	Maintenance 3327 Robinson Road	\$9,595.00	\$3,393.25	\$2,272.73	\$5,665.98
Housing	Staff Housing	Operating Expenditure	Maintenance 13 Cardigan Street	\$4,530.00	\$3,646.34	\$0.00	\$3,646.34
Housing	Staff Housing	Operating Expenditure	Staff House Costs Allocated to Works	\$0.00	\$0.00	\$0.00	\$0.00
				\$93,875.00	\$21,646.74	\$2,272.73	\$23,919.47
Housing	Staff Housing	Operating Income	Income Related to Staff Housing	\$0.00	\$0.00	\$0.00	\$0.00
Housing	Staff Housing	Operating Income	Income 3340 Robinson Road	\$0.00	\$0.00	\$0.00	\$0.00
Housing	Staff Housing	Operating Income	Income 3347 Robinson Road	-\$22,120.00	-\$910.00	\$0.00	-\$910.00
Housing	Staff Housing	Operating Income	Income 3327 Robinson Road	\$0.00	-\$210.00	\$0.00	-\$210.00
Housing	Staff Housing	Operating Income	Income 13 Cardigan Street	-\$5,720.00	-\$1,540.00	\$0.00	-\$1,540.00
Housing	Staff Housing	Operating Income	Staff Housing Reimbursements - Utilities	-\$2,500.00	-\$292.32	\$0.00	-\$292.32
				-\$30,340.00	-\$2,952.32	\$0.00	-\$2,952.32



Shire of Woodanilling

Programme Description	Sub-Programme Description	Type Description	Description	Original Budget	YTD Actual	Order Value	Total Actual (incl PO's)
COMMUNITY AMENITIES							
Community Amenities	Sanitation - Household Refuse	Operating Expenditure	Expenses Relating to Refuse Collection	\$29,700.00	\$5,272.26	\$0.00	\$5,272.26
Community Amenities	Sanitation - Household Refuse	Operating Expenditure	Expenses Relating to Recycling	\$13,000.00	\$3,638.86	\$0.00	\$3,638.86
Community Amenities	Sanitation - Household Refuse	Operating Expenditure	Tip Maintenance Costs	\$26,500.00	\$8,749.49	\$0.00	\$8,749.49
				\$69,200.00	\$17,660.61	\$0.00	\$17,660.61
Community Amenities	Sanitation - Household Refuse	Operating Income	Income Relating to Tip - Refuse & Recycling	-\$30,000.00	-\$26,593.45	\$0.00	-\$26,593.45
				-\$30,000.00	-\$26,593.45	\$0.00	-\$26,593.45
Community Amenities	Town Planning	Operating Expenditure	Expenses Relating to Town Planning	\$10,000.00	\$760.50	\$0.00	\$760.50
				\$10,000.00	\$760.50	\$0.00	\$760.50
Community Amenities	Town Planning	Operating Income	Town Planning Application Fee	-\$1,500.00	-\$294.00	\$0.00	-\$294.00
				-\$1,500.00	-\$294.00	\$0.00	-\$294.00
Community Amenities	Other Community Amenities	Operating Expenditure	Expenses Relating to Other Community Amenities	\$31,775.00	\$9,887.96	\$0.00	\$9,887.96
Community Amenities	Other Community Amenities	Operating Expenditure	Maintenance - Cemetery	\$3,260.00	\$1,379.40	\$0.00	\$1,379.40
Community Amenities	Other Community Amenities	Operating Expenditure	Maintenance - Grave Digging	\$2,500.00	\$0.00	\$0.00	\$0.00
Community Amenities	Other Community Amenities	Operating Expenditure	Town Centre Enhancement	\$5,750.00	\$163.82	\$0.00	\$163.82
				\$43,285.00	\$11,431.18	\$0.00	\$11,431.18
Community Amenities	Other Community Amenities	Operating Income	Income Relating to Cemetery	-\$1,000.00	\$0.00	\$0.00	\$0.00
				-\$1,000.00	\$0.00	\$0.00	\$0.00
Community Amenities	Protection Of The Environment	Operating Expenditure	Expenses Relating to WWLZ	\$0.00	\$0.00	\$0.00	\$0.00
Community Amenities	Protection Of The Environment	Operating Expenditure	WWLZ Tree Planter Expenses	\$500.00	\$31.36	\$0.00	\$31.36
Community Amenities	Protection Of The Environment	Operating Expenditure	Council Contribution to WWLZ	\$15,000.00	\$0.00	\$0.00	\$0.00
				\$15,500.00	\$31.36	\$0.00	\$31.36
Community Amenities	Protection Of The Environment	Operating Income	Tree Planter Income	-\$350.00	-\$450.00	\$0.00	-\$450.00
				-\$350.00	-\$450.00	\$0.00	-\$450.00



Shire of Woodanilling

Programme Description	Sub-Programme Description	Type Description	Description	Original Budget	YTD Actual	Order Value	Total Actual (incl PO's)
RECREATION AND CULTURE							
Recreation & Culture	Public Halls & Civic Centres	Operating Expenditure	Expenses Relating to Woodanilling Town Hall	\$25,965.00	\$10,134.72	\$30.33	\$10,165.05
				\$25,965.00	\$10,134.72	\$30.33	\$10,165.05
Recreation & Culture	Public Halls & Civic Centres	Operating Income	Income Relating to Woodanilling Town Hall	\$0.00	-\$294.00	\$0.00	-\$294.00
				\$0.00	-\$294.00	\$0.00	-\$294.00
Recreation & Culture	Swimming Areas And Beaches	Operating Expenditure	Expenses Relating to Queerearrup Lake	\$2,900.00	\$0.00	\$0.00	\$0.00
				\$2,900.00	\$0.00	\$0.00	\$0.00
Recreation & Culture	Swimming Areas And Beaches	Operating Income	Income Relating to Queerearrup Lake	-\$52,550.00	\$0.00	\$0.00	\$0.00
				-\$52,550.00	\$0.00	\$0.00	\$0.00
Recreation & Culture	Swimming Areas And Beaches	Capital Expenditure	Purchase Land & Buildings - CAPITAL	\$70,065.00	\$8,812.69	\$45,355.00	\$54,167.69
Recreation & Culture	Swimming Areas And Beaches	Capital Expenditure	Purchase Furniture & Equipment - CAPITAL	\$0.00	\$0.00	\$0.00	\$0.00
				\$70,065.00	\$8,812.69	\$45,355.00	\$54,167.69
Recreation & Culture	Other Recreation & Sport	Operating Expenditure	Expenses Relating to Other Recreation & Sport	\$44,435.00	\$22,882.48	\$0.00	\$22,882.48
Recreation & Culture	Other Recreation & Sport	Operating Expenditure	Maintenance - Parks & Reserves	\$22,550.00	\$15,968.51	\$29.09	\$15,997.60
Recreation & Culture	Other Recreation & Sport	Operating Expenditure	Maintenance - Oval & Buildings	\$43,900.00	\$14,632.47	\$767.32	\$15,399.79
				\$110,885.00	\$53,483.46	\$796.41	\$54,279.87
Recreation & Culture	Other Recreation & Sport	Operating Income	Income Relating to Other Recreation & Sport	-\$1,000.00	-\$531.70	\$0.00	-\$531.70
				-\$1,000.00	-\$531.70	\$0.00	-\$531.70
Recreation & Culture	Other Recreation & Sport	Capital Expenditure	Purchase Land & Buildings - CAPITAL	\$0.00	\$0.00	\$0.00	\$0.00
Recreation & Culture	Other Recreation & Sport	Capital Expenditure	Purchase Furniture & Equipment - CAPITAL	\$47,400.00	\$47,400.00	\$0.00	\$47,400.00
				\$47,400.00	\$47,400.00	\$0.00	\$47,400.00
Recreation & Culture	Libraries	Operating Expenditure	Expenses Relating to Libraries	\$2,100.00	\$927.27	\$0.00	\$927.27
				\$2,100.00	\$927.27	\$0.00	\$927.27
Recreation & Culture	Libraries	Operating Income	Income Relating to Libraries	\$0.00	\$0.00	\$0.00	\$0.00
				\$0.00	\$0.00	\$0.00	\$0.00
Recreation & Culture	Other Culture	Operating Income	Sale of History Books & DVD's	-\$100.00	-\$21.82	\$0.00	-\$21.82
				-\$100.00	-\$21.82	\$0.00	-\$21.82



Shire of Woodanilling

Programme Description	Sub-Programme Description	Type Description	Description	Original Budget	YTD Actual	Order Value	Total Actual (incl PO's)
TRANSPORT							
Transport	Streets, Roads, Bridges & Depot Maintenance	Operating Expenditure	Expenses Relating to Streets, Roads, Bridges & Depot Maintenance	\$903,715.00	\$218,474.92	\$0.00	\$218,474.92
Transport	Streets, Roads, Bridges & Depot Maintenance	Operating Expenditure	Street Lighting	\$6,500.00	\$1,023.32	\$0.00	\$1,023.32
Transport	Streets, Roads, Bridges & Depot Maintenance	Operating Expenditure	Maintenance - Direct Grants	\$43,500.00	\$17,823.88	\$0.00	\$17,823.88
Transport	Streets, Roads, Bridges & Depot Maintenance	Operating Expenditure	Maintenance - Muni Fund Roads	\$809,375.00	\$223,114.68	\$6,845.00	\$229,959.68
Transport	Streets, Roads, Bridges & Depot Maintenance	Operating Expenditure	Expenses relating to the Shire Depot	\$11,500.00	\$4,290.49	\$45.45	\$4,335.94
Transport	Streets, Roads, Bridges & Depot Maintenance	Operating Expenditure	Maintenance - Footpaths	\$16,250.00	\$0.00	\$0.00	\$0.00
Transport	Streets, Roads, Bridges & Depot Maintenance	Operating Expenditure	Maintenance - Traffic Signs	\$2,500.00	\$0.00	\$0.00	\$0.00
Transport	Streets, Roads, Bridges & Depot Maintenance	Operating Expenditure	WANDRRA Storm Damage 2017	\$1,957,000.00	\$401,561.78	\$0.00	\$401,561.78
				\$3,750,340.00	\$866,289.07	\$6,890.45	\$873,179.52
Transport	Streets, Roads, Bridges & Depot Maintenance	Operating Income	Income Relating to Streets, Roads, Bridges & Depot Maintenance	\$0.00	\$0.00	\$0.00	\$0.00
Transport	Streets, Roads, Bridges & Depot Maintenance	Operating Income	Grant - RRG Project	-\$206,650.00	\$0.00	\$0.00	\$0.00
Transport	Streets, Roads, Bridges & Depot Maintenance	Operating Income	Grant - RRG Direct	-\$40,945.00	-\$70,028.00	\$0.00	-\$70,028.00
Transport	Streets, Roads, Bridges & Depot Maintenance	Operating Income	Grant - Roads to Recovery	\$0.00	\$0.00	\$0.00	\$0.00
Transport	Streets, Roads, Bridges & Depot Maintenance	Operating Income	Grant - RRG Blackspot	\$0.00	\$0.00	\$0.00	\$0.00
Transport	Streets, Roads, Bridges & Depot Maintenance	Operating Income	WANDRRA Storm Damage Feb 2017-AGRN743-Income	-\$1,957,000.00	-\$313,036.87	\$0.00	-\$313,036.87
				-\$2,204,595.00	-\$383,064.87	\$0.00	-\$383,064.87
Transport	Streets, Roads, Bridges & Depot Construction	Capital Expenditure	Municipal Fund Construction - CAPITAL	\$0.00	\$0.00	\$0.00	\$0.00



Shire of Woodanilling



Programme Description	Sub-Programme Description	Type Description	Description	Original Budget	YTD Actual	Order Value	Total Actual (incl PO's)
Transport	Streets, Roads, Bridges & Depot Construction	Capital Expenditure	RRG Project Construction - CAPITAL	\$282,334.00	\$13,750.16	\$0.00	\$13,750.16
Transport	Streets, Roads, Bridges & Depot Construction	Capital Expenditure	Roads to Recovery Construction - CAPITAL	\$45,955.00	\$90.91	\$0.00	\$90.91
				\$328,289.00	\$13,841.07	\$0.00	\$13,841.07
Transport	Road Plant Purchases	Capital Expenditure	Purchase Plant & Equipment - CAPITAL	\$0.00	\$0.00	\$161,980.00	\$161,980.00
				\$0.00	\$0.00	\$161,980.00	\$161,980.00
Transport	Road Plant Purchases	Operating Income	Income Relating to Road Plant Purchases	\$0.00	\$0.00	-\$31,500.00	-\$31,500.00
				\$0.00	\$0.00	-\$31,500.00	-\$31,500.00
Transport	Transport Licensing	Operating Expenditure	Expenses Relating to Transport Licensing	\$250.00	\$0.00	\$0.00	\$0.00
				\$250.00	\$0.00	\$0.00	\$0.00
Transport	Transport Licensing	Operating Income	Income Relating to Transport Licensing	-\$7,500.00	-\$704.94	\$0.00	-\$704.94
Transport	Transport Licensing	Operating Income	Transport Licensing Clearing Acc	\$0.00	-\$508.40	\$0.00	-\$508.40
				-\$7,500.00	-\$1,213.34	\$0.00	-\$1,213.34



Shire of Woodanilling

Programme Description	Sub-Programme Description	Type Description	Description	Original Budget	YTD Actual	Order Value	Total Actual (incl PO's)
<u>ECONOMIC SERVICES</u>							
Economic Services	Rural Services	Operating Expenditure	Expenses Relating to Pest Plant Control incl Bridal Creeper	\$6,000.00	\$2,547.75	\$0.00	\$2,547.75
				\$6,000.00	\$2,547.75	\$0.00	\$2,547.75
Economic Services	Rural Services	Operating Income	Income Relating to Pest Plant Control - Bridal Creeper	\$0.00	\$0.00	\$0.00	\$0.00
				\$0.00	\$0.00	\$0.00	\$0.00
Economic Services	Tourism & Area Promotion	Operating Expenditure	Expenses Relating to Tourism & Area Promotion	\$4,000.00	\$2,409.09	\$0.00	\$2,409.09
Economic Services	Tourism & Area Promotion	Operating Expenditure	Expenses relating to Woody Wongi	\$1,700.00	\$149.59	\$0.00	\$149.59
				\$5,700.00	\$2,558.68	\$0.00	\$2,558.68
Economic Services	Tourism & Area Promotion	Operating Income	Income Relating to Tourism & Area Promotion	-\$1,000.00	\$0.00	\$0.00	\$0.00
Economic Services	Tourism & Area Promotion	Operating Income	Income relating to Woody Wongi	-\$1,500.00	-\$54.55	\$0.00	-\$54.55
				-\$2,500.00	-\$54.55	\$0.00	-\$54.55
Economic Services	Building Control	Operating Expenditure	Expenses Relating to Building Control	\$17,500.00	\$5,582.27	\$0.00	\$5,582.27
				\$17,500.00	\$5,582.27	\$0.00	\$5,582.27
Economic Services	Building Control	Operating Income	Income Relating to Building Control	\$0.00	\$0.00	\$0.00	\$0.00
Economic Services	Building Control	Operating Income	Building Permit Application Fee	-\$2,000.00	-\$195.40	\$0.00	-\$195.40
Economic Services	Building Control	Operating Income	Building Services Levy	\$0.00	\$0.00	\$0.00	\$0.00
Economic Services	Building Control	Operating Income	Building Services Levy Commission	\$0.00	-\$4.55	\$0.00	-\$4.55
Economic Services	Building Control	Operating Income	Building Construction Industry Training Fund (BCITF)	\$0.00	\$0.00	\$0.00	\$0.00
Economic Services	Building Control	Operating Income	BCITF Commission	\$0.00	\$0.00	\$0.00	\$0.00
				-\$2,000.00	-\$199.95	\$0.00	-\$199.95
Economic Services	Other Economic Services	Operating Expenditure	Expenses Relating to Gravel Pits	\$0.00	\$0.00	\$0.00	\$0.00
Economic Services	Other Economic Services	Operating Expenditure	Expenses Relating to Standpipes	\$15,000.00	\$3,776.33	\$0.00	\$3,776.33
				\$15,000.00	\$3,776.33	\$0.00	\$3,776.33
Economic Services	Other Economic Services	Operating Income	Income Relating to Standpipes	-\$18,000.00	-\$12,164.95	\$0.00	-\$12,164.95
				-\$18,000.00	-\$12,164.95	\$0.00	-\$12,164.95



Shire of Woodanilling

Programme Description	Sub-Programme Description	Type Description	Description	Original Budget	YTD Actual	Order Value	Total Actual (incl PO's)
OTHER PROPERTY AND SERVICES							
Other Property & Services	Private Works	Operating Expenditure	Private Works	-\$1,800.00	\$4,336.79	\$0.00	\$4,336.79
				-\$1,800.00	\$4,336.79	\$0.00	\$4,336.79
Other Property & Services	Private Works	Operating Income	Hire of Plant & Equipment	\$0.00	\$0.00	\$0.00	\$0.00
Other Property & Services	Public Works Overheads	Operating Expenditure	Expenses Relating to Public Works Overheads	\$104,970.00	\$20,786.42	\$0.00	\$20,786.42
Other Property & Services	Public Works Overheads	Operating Expenditure	Superannuation	\$68,390.00	\$17,168.73	\$0.00	\$17,168.73
Other Property & Services	Public Works Overheads	Operating Expenditure	Unallocated Wages	\$0.00	\$126.41	\$0.00	\$126.41
Other Property & Services	Public Works Overheads	Operating Expenditure	Public Holidays, Annual & Long Service Leave	\$77,750.00	\$44,820.28	\$0.00	\$44,820.28
Other Property & Services	Public Works Overheads	Operating Expenditure	Protective Clothing	\$4,955.00	\$0.00	\$2,819.26	\$2,819.26
Other Property & Services	Public Works Overheads	Operating Expenditure	Overheads Allocated to Works	-\$294,565.00	-\$98,017.65	\$0.00	-\$98,017.65
Other Property & Services	Public Works Overheads	Operating Expenditure	Works Crew Staff Training	\$5,000.00	\$1,556.70	\$0.00	\$1,556.70
Other Property & Services	Public Works Overheads	Operating Expenditure	Workers Compensation Insurance	\$25,000.00	\$20,460.90	\$0.00	\$20,460.90
Other Property & Services	Public Works Overheads	Operating Expenditure	Expenses Relating to Occ Safety & Health	\$13,000.00	\$1,349.67	\$393.09	\$1,742.76
Other Property & Services	Public Works Overheads	Operating Expenditure	Banked Hours - Public work Overheads	\$0.00	\$0.00	\$0.00	\$0.00
				\$4,500.00	\$8,251.46	\$3,212.35	\$11,463.81
Other Property & Services	Public Works Overheads	Operating Income	FBT Reimbursements - Public Works Overheads	-\$4,500.00	-\$1,170.00	\$0.00	-\$1,170.00
Other Property & Services	Public Works Overheads	Operating Income	Workers Compensation Reimbursements	\$0.00	\$0.00	\$0.00	\$0.00
Other Property & Services	Public Works Overheads	Operating Income	Income relating to Occ Safety & Health	\$0.00	\$0.00	\$0.00	\$0.00
Other Property & Services	Public Works Overheads	Operating Income	Income relating to PWO	\$0.00	\$0.00	\$0.00	\$0.00
				-\$4,500.00	-\$1,170.00	\$0.00	-\$1,170.00
Other Property & Services	Plant Operation Costs	Operating Expenditure	Insurance	\$12,360.00	\$10,511.38	\$0.00	\$10,511.38
Other Property & Services	Plant Operation Costs	Operating Expenditure	Fuel & Oils	\$140,000.00	\$33,268.55	\$143.95	\$33,412.50
Other Property & Services	Plant Operation Costs	Operating Expenditure	Tyres	\$25,000.00	\$3,951.01	\$485.61	\$4,436.62
Other Property & Services	Plant Operation Costs	Operating Expenditure	Parts & Repairs	\$75,000.00	\$26,998.28	\$3,055.15	\$30,053.43
Other Property & Services	Plant Operation Costs	Operating Expenditure	Blades & Tynes	\$7,500.00	\$5,488.00	\$0.00	\$5,488.00
Other Property & Services	Plant Operation Costs	Operating Expenditure	Repairs - Wages	\$74,015.00	\$15,672.22	\$0.00	\$15,672.22
Other Property & Services	Plant Operation Costs	Operating Expenditure	Licences	\$5,200.00	\$3,990.44	\$0.00	\$3,990.44
Other Property & Services	Plant Operation Costs	Operating Expenditure	Depreciation	\$195,945.00	\$62,629.66	\$0.00	\$62,629.66



Shire of Woodanilling

Programme Description	Sub-Programme Description	Type Description	Description	Original Budget	YTD Actual	Order Value	Total Actual (incl PO's)
Other Property & Services	Plant Operation Costs	Operating Expenditure	Plant Operation Costs Allocated to Works	-\$314,575.00	-\$69,780.85	\$0.00	-\$69,780.85
Other Property & Services	Plant Operation Costs	Operating Expenditure	Plant Depreciation Costs Allocated to Works	-\$195,945.00	-\$46,418.08	\$0.00	-\$46,418.08
				\$24,500.00	\$46,310.61	\$3,684.71	\$49,995.32
Other Property & Services	Plant Operation Costs	Operating Income	Diesel Fuel Rebate	-\$21,000.00	-\$5,472.01	\$0.00	-\$5,472.01
Other Property & Services	Plant Operation Costs	Operating Income	Insurance Refunds on Motor Vehicle Claims	\$0.00	-\$119.47	\$0.00	-\$119.47
				-\$21,000.00	-\$5,591.48	\$0.00	-\$5,591.48
Other Property & Services	Stock Control	Operating Income	Sale of Stock or Scrap	-\$3,500.00	-\$126.95	\$0.00	-\$126.95
				-\$3,500.00	-\$126.95	\$0.00	-\$126.95
Other Property & Services	Salaries & Wages	Operating Expenditure	Gross Salaries & Wages	\$1,016,130.00	\$252,655.84	\$0.00	\$252,655.84
Other Property & Services	Salaries & Wages	Operating Expenditure	Less Salaries & Wages Allocated to Works	-\$1,016,130.00	-\$246,123.67	\$0.00	-\$246,123.67
Other Property & Services	Salaries & Wages	Operating Expenditure	Paid Parental Leave	\$0.00	-\$1,438.70	\$0.00	-\$1,438.70
				\$0.00	\$5,093.47	\$0.00	\$5,093.47



Councillor's Reports on Meetings Attended

10.2.COUNCILLOR'S MEETINGS ATTENDED FOR THE PERIOD – 01/11/2018 – 20/11/2018

Cr Morrell Regional Road Group 12/11/2018

Cr Morrell/Acing CEO reported on the Regional Road Group Key points

Future meetings of the RRG to be held in Feb instead of January. The Shire needs to spend allocated funding in its entirety. WANDRRA progress and new rules were discussed. CA7 letter around RAV permits were discussed and DFES will monitor WANDRRA moving forward instead of Main Roads.

Cr Young WWLZ Landcare Management Meeting 14/11/2018

Cr Young mentioned the Capability Grants & Smart farming Grants

11. ELECTED MEMBERS' MOTION OF WHICH PREVIOUS NOTICE HAS BEEN GIVEN

Nil

12. MOTIONS WITHOUT NOTICE BY PERMISSION OF THE COUNCIL**12.1.COUNCILLORS AND /OR OFFICERS**

Nil

13. ITEMS FOR DISCUSSION

Nil

14. INFORMATION ITEMS**14.1.ADOPTION OF INFORMATION REPORTS****RECOMMENDATION & COUNCIL DECISION – INFORMATION REPORT 20/11/2018**

Moved Cr Young seconded Cr Morrell that Council endorses the information contained in the following information reports.

CARRIED 6/0

14.2.WWLZ INFORMATION REPORT – FOR THE PERIOD 04/10/2018 – 12/11/2018**GLOSSARY**

<i>NLP</i>	- <i>National Landcare Programme</i>
<i>SWCC</i>	- <i>South West Catchments Council</i>
<i>SCNRM</i>	- <i>South Coast Natural Resource Management</i>
<i>GWL</i>	- <i>Gondwana Link</i>

MANAGEMENT COMMITTEE MEETING

Last Meeting: 10 Oct 2018

Next Meeting: 12 Dec 2018

ZONE COMMITTEE

Last Meeting: 18 Oct 2017

Next Meeting: Currently the decision has been made to make the zone committee a sub-committee and as such remove some of the official requirements within this group.

LANDCARE COORDINATION FUNDING 2018 / 2019

SWCC Pollinator Project - \$38,892

SWCC Pollinator Project mammal surveys \$2400

State NRM – Revitalising Reserves in Wagin - \$15,101

State NRM – Restoring Mt Latham - \$10,600

SCNRM – West Australia Rabbit Control & Awareness Project - \$11,187.58

State NRM Capability Grant - \$120,000

STRATEGIC PLANNING

Procedures manual to be drawn up with the conclusion of the capability grant project.

Looking at review of current Action Plan

If time permits within project, look at a Business Plan or Strategic Plan for WWLZ

CATCHMENT/COMMUNITY DEVELOPMENT**EVENTS**

Wildflower walk joint with Katanning completed 7th Oct - over 30 participants.

Completed 'Smiddy' Memorial Wagin v Woody Fox Shoot 11th Nov 2018. – 6 teams competing

CURRENT/ONGOING PROJECTS:**STATE NRM – CAPABILITY GRANT – STRONGER LANDSCAPES FOR THE FUTURE IN WAGIN & WOODANILLING - \$120,000**

Employed Kerryn Ewen to complete the administrative tasks on this project.

Procedure manual underway, archiving has begun, discussion over adding to project activities including updating current WWLZ action plan.

Wildflower walk completed 7th Oct on Woodanilling property. Over 30 people attending in joint program with Katanning Landcare.

Phoebe Phascogale hired out to SCNRM in Albany event, masquerading as a honey possum – Sat 3rd Nov

Reporting due December

STATE NRM – REVITALISING RESERVES IN WAGIN - \$15,101

Weed works ongoing when NRM Officer available for field work.

Signage to be developed and constructed.

Some seedlings have been unsuccessful, some poorly planted, some affected by dry conditions in challenging clay soils. Some appear to have been pulled out at golf course reserve around the motorcycle areas.

STATE NRM – RESTORING MT LATHAM - \$10,600

Spraying completed at site.

Monitoring to be done early 2019

SCNRM – WEST AUSTRALIA RABBIT CONTROL & AWARENESS PROGRAM - \$11,187.58

Seeing some evidence of calici spread in the district.

Small amount of funds went towards Nov fox shoot. Very small numbers of rabbits sighted at this round of shooting.

SWCC – POLLINATOR PROJECT

Meeting with Rob & Caroline Rex to discuss plans for project activities.

Site visit to property to begin insect monitor activities with SWCC personnel

SWCC personnel conducted initial insect survey, several more to be completed which I will be a part of.

Developed plan with Rex's and submitted to SWCC – has been approved. Fencing of remnant areas and site preparation costs for perennial grasses and saltbush.

Site visit to property to develop mammal survey protocol.

Submitted mammal survey planning to SWCC for approval.

LOCAL ABORIGINAL CONSULTATION

Met with Eugene Eades. Working for Gondwana Link on 'Bush School' concept for the GWL

Jerramungup property. Interested in potential for similar activities for this area. I indicated that a discussion with local aboriginal people would be required before any action taken. Has been some mixed responses in regards to activities at Puntapin Rock.

APPLICATION SUBMITTED

State NRM Grant Large submitted, approx. \$153,000 – fencing, revegetation, pig research (further reports of sightings, tracks etc) and bridal creeper

State NRM Grants Large cooperative grant (Shire of Kent, Katanning Landcare, Dumbleyung Landcare, Kojonup Landcare, Gillamii, North Stirlings Pallinup NRM) - \$93,303 – Agricultural project - Soil degradation recovery – Regenerative agriculture potential across shires – water ways protection strategies.

State NRM Grants Small – approx. \$19 000 - Wagin Lake improvements – Bird hide, car park, educational signage.

APPLICATIONS UNDERWAY

14.3. MONTHLY FINANCIAL REPORTS – FOR THE PERIOD 01/10/2018 – 31/10/2018

MONTHLY FINANCIAL STATEMENTS – BY NATURE & TYPE

SHIRE OF WOODANILLING
STATEMENT OF BUDGET REVIEW
(NATURE OR TYPE)
FOR THE PERIOD ENDED 31 OCTOBER 2018

Note	Budget v Actual		Predicted		
	Annual Budget (a)	YTD Actual (b)	Proportional Budget (c)	Budget Amendments (d)	Year End (a)+(c)+(d)
	\$	\$	\$	\$	\$
OPERATING ACTIVITIES					
Net current assets at start of financial year surplus/(deficit)	1,227,678	1,227,678	0	0	1,227,678
Revenue from operating activities (excluding rates)					
Operating grants, subsidies and contributions	2,701,435	722,452	900,478	0	2,701,435
Profit on asset disposals	4.1.1 0	0	0	0	0
Fees and charges	4.1.2 350,235	101,710	116,745	0	350,235
Interest earnings	4.1.7 17,400	2,482	5,800	0	17,400
Other revenue	4.1.8 600	1,596,620	200	0	600
	3,069,670	2,423,264	1,023,223	0	3,069,670
Expenditure from operating activities					
Employee costs	4.2.1 (1,071,875)	(368,876)	(357,292)	0	(1,071,875)
Materials and contracts	(2,720,270)	(781,916)	(906,757)	0	(2,720,270)
Utility charges	4.2.3 (41,175)	(23,042)	(13,725)	0	(41,175)
Depreciation on non-current assets	(972,390)	(208,380)	(324,130)	0	(972,390)
Insurance expenses	(69,335)	(75,875)	(23,112)	0	(69,335)
Loss on asset disposals	4.2.6 0	0	0	0	0
Other expenditure	4.2.7 (148,975)	(24,709)	(49,658)	0	(148,975)
	(5,024,020)	(1,482,798)	(1,674,673)	0	(5,024,020)
Operating activities excluded from budget					
Depreciation on assets	972,390	0	324,130	0	972,390
(Profit)/loss on asset disposal	4.4.3 0	0	0	0	0
Adjust provisions and accruals	0	0	0	0	0
Amount attributable to operating activities	245,718	2,168,143	(327,320)	0	245,718
INVESTING ACTIVITIES					
Non-operating grants, subsidies and contributions	4.1.3 259,200	0	86,400	0	259,200
Purchase land and buildings	0	0	0	0	0
Purchase property, plant and equipment	(311,835)	0	(103,945)	0	(311,835)
Purchase furniture and equipment	0	0	0	0	0
Purchase and construction of infrastructure-roads	(328,622)	(43,747)	(109,541)	0	(328,622)
Purchase and construction of infrastructure-other	0	0	0	0	0
Proceeds from disposal of assets	39,370	0	13,123	0	39,370
Amount attributable to investing activities	(341,887)	(43,747)	(113,962)	0	(341,887)
FINANCING ACTIVITIES					
assets)	9 107,800	107,800	107,800	0	107,800
Transfers to cash backed reserves (restricted assets)	9 (806,738)	0	0	0	(806,738)
Amount attributable to financing activities	(698,938)	107,800	107,800	0	(698,938)
Budget deficiency before general rates	(795,107)	2,232,196	0	0	(795,107)
Estimated amount to be raised from general rates	745,915	766,302			745,915
Closing funding surplus(deficit)	2 (49,192)	2,998,498	0	0	(49,192)

MONTHLY FINANCIAL STATEMENTS – BY PROGRAM

SHIRE OF WOODANILLING
STATEMENT OF BUDGET REVIEW
(STATUTORY REPORTING PROGRAM)
FOR THE PERIOD ENDED 31 OCTOBER 2018

	Budget v Actual		Predicted			Material Variance
	Adopted Annual Budget Note	YTD Actual (b)	Proportional Budget (c)	Budget Amendments (d)	Year End (a)+(c)+(d)	
	\$	\$	\$	\$	\$	
OPERATING ACTIVITIES						
Net current assets at start of financial year surplus/(deficit)	1,227,678	1,227,678	0	0	1,227,678	
Revenue from operating activities (excluding rates)						
Governance	11,700	156	3,900	0	11,700	
General purpose funding	417,915	1,603,559	139,305	0	417,915	
Law , order, public safety	231,175	142,919	77,058	0	231,175	☺
Health	725	0	242	0	725	
Education and welfare	91,920	26,921	30,640	0	91,920	
Housing	30,340	4,222	10,113	0	30,340	
Community amenities	32,850	27,381	10,950	0	32,850	☺
Recreation and culture	1,100	1,433	367	0	1,100	
Transport	2,185,445	582,994	728,482	0	2,185,445	
Economic services	22,500	12,578	7,500	0	22,500	☺
Other property and services	44,000	21,100	14,667	0	44,000	☺
	3,069,670	2,423,264	1,023,223	0	3,069,670	
Expenditure from operating activities						
Governance	(208,225)	(98,978)	(69,408)	0	(208,225)	
General purpose funding	(19,700)	(3,186)	(6,567)	0	(19,700)	
Law , order, public safety	(324,315)	(39,967)	(108,105)	0	(324,315)	☺
Health	(37,900)	(13,409)	(12,633)	0	(37,900)	
Education and welfare	(43,180)	(10,276)	(14,393)	0	(43,180)	
Housing	(93,875)	(22,556)	(31,292)	0	(93,875)	☺
Community amenities	(137,985)	(35,899)	(45,995)	0	(137,985)	☺
Recreation and culture	(141,850)	(74,518)	(47,283)	0	(141,850)	
Transport	(3,930,590)	(1,117,938)	(1,310,197)	0	(3,930,590)	☺
Economic services	(44,200)	(21,040)	(14,733)	0	(44,200)	
Other property and services	(42,200)	(45,030)	(14,067)	0	(42,200)	☺
	(5,024,020)	(1,482,798)	(1,674,673)	0	(5,024,020)	
Operating activities excluded from budget						
Depreciation on assets	972,390	0	324,130	0	972,390	☺
Adjust (Profit)/Loss on Asset Disposal	0	0	0	0	0	
Adjust Provisions and Accruals	0	0	0	0	0	
Amount attributable to operating activities	245,718	2,168,143	(327,320)	0	245,718	
INVESTING ACTIVITIES						
Non-operating grants, subsidies and contributions	259,200	0	86,400	0	259,200	
Purchase land held for resale	0	0	0	0	0	
Purchase land and buildings	0	0	0	0	0	
Purchase plant and equipment	(311,835)	0	(103,945)	0	(311,835)	
Purchase furniture and equipment	0	0	0	0	0	
Purchase and construction of infrastructure - roads	(328,622)	(43,747)	(109,541)	0	(328,622)	
Purchase and construction of infrastructure - other	0	0	0	0	0	
Proceeds from disposal of assets	39,370	0	13,123	0	39,370	
Amount attributable to investing activities	(341,887)	(43,747)	(113,962)	0	(341,887)	
FINANCING ACTIVITIES						
Transfers to cash backed reserves (restricted assets)	9 (806,738)	0	0	0	(806,738)	
Transfers from cash backed reserves (restricted assets)	9 107,800	107,800	107,800	0	107,800	
Amount attributable to financing activities	(698,938)	107,800	107,800	0	(698,938)	
Budget deficiency before general rates	(795,107)	2,232,196	0	0	(795,107)	
Estimated amount to be raised from general rates	745,915	766,302			745,915	
Closing Funding Surplus(Deficit)	2 (49,192)	2,998,498	0	0	(49,192)	

VARIANCES**Revenue from operating activities (excluding rates)**

Governance	
General purpose funding	
Law , order, public safety	50% MAF funding paid Sep 2018
Health	
Education and welfare	
Housing	
Community amenities	Rubbish Rates paid by due date
Recreation and culture	
Transport	Final WANDRRA claims to be submitted
Economic services	
Other property and services	PWO & POC to be adjusted

Expenditure from operating activities

Governance	
General purpose funding	
Law , order, public safety	MAF Project yet to commence -environmental clearances
Health	
Education and welfare	Depreciation yet to be allocated
Housing	Depreciation yet to be allocated
Community amenities	Depreciation yet to be allocated
Recreation and culture	
Transport	Depreciation yet to be allocated
Economic services	
Other property and services	PWO & POC to be adjusted

Operating activities excluded from budget

Depreciation on assets	YTD Actuals not listed as depreciation yet to be allocated
------------------------	--

BANK RECONCILIATION**Bank Statement****Summary:**

G/L Account (as at Month End)
10015000 Municipal Cash at Bank GEN

Statement No 176
Statement Date 31/10/2018

Page 5 of 5

Opening Balance	1,438,612.89	Opening Balance	1,446,986.04
Deposits	\$545,319.99	<u>Reconciled Items</u>	
Payments	-157,780.75	Deposits	544,731.94
Fees	-9,427.94	Payments	-109,185.66
Adjustments	-60,011.29	Fees	-9,427.94
Closing Balance	1,756,712.90	Adjustments	-58,581.29
		Closing Balance	1,814,523.09
		<u>Unreconciled Items</u>	
		Deposits	120.00
		Payments	-57,930.19
		Fees	0.00
		Adjustments	0.00
		Unreconciled Closing Balance	-57,810.19
		Total - To agree with GL	1,756,712.90

The Bank Statement balances to the General Ledger

Note:

The Bank Reconciliation for October 2018 was compiled by the former CEO and reviewed and approved by the Acting CEO.

14.4.MONTHLY RATES REPORTS – FOR THE PERIOD ENDING – 31/10/2018**TOTAL RATES OUTSTANDING 31 OCTOBER 2018**

OUTSTANDING RATES	31/10/2018
Description	Balance
Rates	\$ 67,440.60
Legal charges	\$ 1,666.20
Penalty charges	\$ 7,690.14
Other Charges	\$ -
Instalment admin Fee	\$ 127.25
Instalment interest	\$ 107.44
Fire breaks	\$ 1,707.21
ESL Penalty	\$ 348.74
Sub total	\$ 79,087.58
Rubbish removal	\$ 3,531.20
Sub total	\$ 3,531.20
ESL	\$ 4,472.70
Sub total	\$ 4,472.70
Rates paid in advance	-\$ 6,119.15
Sub total	-\$ 6,119.15
Grand total	\$ 80,972.33

SUNDRY DEBTORS OUTSTANDING 90 DAYS OR GREATER

CLIENT #	DETAILS	AMOUNT
46	Wongi Advertising	\$165.00
32	Standpipe water	\$200.20
115	Standpipe water	\$4.84
124	Private Works	\$200.00
90614	Standpipe charges	\$150.99
81	Aged housing reimbursement	\$29.43
90374	Standpipe Water charges	\$3.85
31	Private rental associated costs	15.13
20384	Block Slashing fees	\$621.39
79	WANDRA Funding	\$22570.11
90498	Slashing & legal fees	\$2342.15
47	Standpipe Water	\$47.52
9	Block Slashing as per firebreak notice	\$172.90
57	Planning Fee	\$939.68
36	Standpipe Water	\$17.50
805	Wongi Advertising	\$288.21

90545	Standpipe water	\$3086.30
	Under and overs	\$0.47
	Total	\$30855.67

TOTAL SUNDRY DEBTORS OUTSTANDING

30 DAYS AND LESS	60 DAYS	90 DAYS OR GREATER	TOTAL
\$88524.91	\$11235.70	\$30855.67	\$130616.28

14.5. SCHEDULE OF ACCOUNTS PAID FOR THE PERIOD 1/10/2018 – 31/10/2018

Chq/EFT	Date	Name	Description	In Amt	Payment Amt
EFT3307	08/10/18	Howson Management			-\$ 6,270.00
	26/09/18		RAMM update	\$ 6,270.00	
EFT3308	08/10/18	AECAA			-\$ 929.50
	12/09/18		WO.004 Beacon	\$ 430.58	
	20/09/18		Fuse Kit	\$ 29.27	
	20/09/18		WO.004 - Reverse Camera	\$ 311.74	
	20/09/18		WO.004 Reverse camera	\$ 157.91	
EFT3309	08/10/18	The Woodanilling Tavern			-\$ 119.00
	25/09/18		EHO Accomodation	\$ 119.00	
EFT3310	08/10/18	Shire of Narrogin			-\$ 948.00
	12/09/18			\$ 948.00	
EFT3311	08/10/18	Sandra Williamson			-\$ 478.75
	23/09/18		Cleaning Contract	\$ 478.75	
EFT3312	08/10/18	Wren Oil			-\$ 154.00
	13/09/18		205l Drum	\$ 154.00	
EFT3313	08/10/18	John Phillips Consulting			-\$ 880.00
	29/09/18		CEO Contract Renewal	\$ 880.00	
EFT3314	08/10/18	Williams Rural Supplies			-\$ 726.00
	13/09/18		Green Pipe 300mm	\$ 726.00	
EFT3315	08/10/18	Airtools Australia P/L			-\$ 863.10
	28/09/18		Wrench	\$ 863.10	
EFT3316	08/10/18	Dekk Rubber Tracks & Pads			-\$ 3,740.00
	11/09/18		WO.010	\$ 3,740.00	
EFT3317	08/10/18	Blights Auto Electrics			-\$ 55.50
	04/09/18		Accessory socket	\$ 19.50	
	19/09/18		Fuse	\$ 36.00	
EFT3318	08/10/18	Staff Lotto			-\$ 60.00
	03/10/18		Payroll deductions	\$ 60.00	
EFT3319	08/10/18	GSFS			-\$ 1,347.35
	10/09/18		20L Trnsmx	\$ 386.30	
	17/09/18		20L Trnsmx	\$ 386.30	
	19/09/18		Grease	\$ 513.88	
	26/09/18		5W40 Diesel	\$ 60.87	
EFT3320	08/10/18	Cut-N-Cote			-\$ 42.30
	25/09/18		Ratsak	\$ 42.30	
EFT3321	08/10/18	Beaurepaires Wagin			-\$ 4,690.74
	06/09/18		WO.023	\$ 1,496.52	
	06/09/18		WO.1643	\$ 349.20	
	28/09/18		WO1643 - Remington R145A	\$ 2,444.40	
	28/09/18		WO.022 Fit and balance	\$ 400.62	
EFT3322	08/10/18	JR & A Hersey			-\$ 1,023.42

Chq/EFT	Date	Name	Description	In Amt	Payment Amt
	11/09/18		PPE	\$ 651.53	
	11/09/18		Parts	\$ 319.09	
	11/09/18		Truck Wash	\$ 52.80	
EFT3323	08/10/18	State Law Publisher			-\$ 103.95
	10/09/18		FCO Gazettal	\$ 103.95	
EFT3324	08/10/18	FitzGerald Strategies			-\$ 158.57
	17/09/18		Advice	\$ 158.57	
EFT3325	08/10/18	David Gray & Co			-\$ 2,296.40
	17/09/18		Mosquito ULV	\$ 2,296.40	
EFT3326	08/10/18	Great Southern Toyota			-\$ 172.11
	20/09/18		WO.0 Filter	\$ 172.11	
EFT3327	08/10/18	Hitachi			-\$ 1,892.04
	17/09/18		WO.010 Parts	\$ 1,892.04	
EFT3328	08/10/18	Albany Best Office Systems			-\$ 224.81
	28/09/18		Copier contract	\$ 224.81	
EFT3329	08/10/18	Staff Christmas Club			-\$ 387.00
	03/10/18		Payroll deductions	\$ 387.00	
EFT3330	08/10/18	RSPCA WA			-\$ 5.00
	03/10/18		Payroll deductions	\$ 5.00	
EFT3331	08/10/18	Hughans Saw Services			-\$ 4,276.80
	06/09/18		Tree Saw	\$ 4,276.80	
EFT3332	08/10/18	Workwear Group			-\$ 635.61
	06/12/17		Returned uniform	-\$ 240.65	
	15/12/17		Uniforms	\$ 108.90	
	28/12/17		Uniforms	\$ 131.75	
	19/09/18		Uniforms	\$ 635.61	
EFT3333	08/10/18	T-Quip			-\$ 4,491.18
	28/09/18		WO.021 Parts	\$ 4,491.18	
EFT3334	08/10/18	Officeworks			-\$ 79.81
	17/09/18		Stationary	\$ 79.81	
EFT3335	12/10/18	Lush Fire & Planning			-\$ 643.50
	01/10/18		Planning Consultant	\$ 643.50	
EFT3336	12/10/18	Sandra Williamson			-\$ 236.25
	28/09/18		Cleaning Contract	\$ 236.25	
EFT3337	12/10/18	Katanning Plumbing & Gas			-\$ 273.57
	27/09/18		Tap repair	\$ 273.57	
EFT3338	12/10/18	Brenton Norrie			-\$ 72.50
	17/09/18		3340 Robinson rd	\$ 72.50	
EFT3339	12/10/18	Katanning Stock & Trading			-\$ 43.50
	04/10/18		Toilet Seat	\$ 43.50	
EFT3340	12/10/18	Courier Australia			-\$ 50.39
	28/09/18		Freight	\$ 17.33	
	21/09/18		Freight	\$ 22.33	
	05/10/18		Freight	\$ 10.73	
EFT3341	12/10/18	Staff Lotto			-\$ 55.00
	10/10/18		Payroll deductions	\$ 55.00	
EFT3342	12/10/18	GSFS			-\$ 14,572.41
	30/09/18		Fuel Card Sept 18	\$ 1,508.06	
	13/09/18		Diesel	\$ 7,415.56	
	28/09/18		Diesel	\$ 5,145.49	
	05/10/18		Oil	\$ 503.30	
EFT3343	12/10/18	Kleenheat Gas			-\$ 113.85
	01/09/18		45KG Cylinder fee	\$ 113.85	
EFT3344	12/10/18	BOC Gases Australia			-\$ 23.65
	28/09/18		Gases	\$ 23.65	
EFT3345	12/10/18	Ray Ford Signs			-\$ 99.00

Chq/EFT	Date	Name	Description	In Amt	Payment Amt
	27/09/18		Sign	\$ 99.00	
EFT3346	12/10/18	PCS			-\$ 765.00
	25/09/18		IT Support	\$ 680.00	
	27/09/18		Daily Monitoring	\$ 85.00	
EFT3347	12/10/18	Great Southern Toyota			-\$ 36.71
	19/09/18		Coolant 5L	\$ 36.71	
EFT3348	12/10/18	Staff Christmas Club			-\$ 387.00
	10/10/18		Payroll deductions	\$ 387.00	
EFT3349	12/10/18	RSPCA WA			-\$ 5.00
	10/10/18		Payroll deductions	\$ 5.00	
EFT3350	12/10/18	T & S Freight			-\$ 482.88
	30/09/18		Freight	\$ 482.88	
EFT3351	19/10/18	BW Truck Parts			-\$ 311.06
	21/09/18		Fuel bowser filters	\$ 311.06	
EFT3352	19/10/18	Howson Management			-\$ 3,135.00
	15/09/18		Backhoe changeover report	\$ 2,299.00	
	15/09/18		Blackspot Application	\$ 836.00	
EFT3353	19/10/18	Sandra Williamson			-\$ 420.00
	07/10/18		Cleaning Contract	\$ 210.00	
	12/10/18		Cleaning Contract	\$ 210.00	
EFT3354	19/10/18	Steven Tweedie			-\$ 982.79
	11/09/18		Register of Delegations	\$ 982.79	
EFT3355	19/10/18	D.A. Christie Pty Ltd			-\$ 7,953.00
	24/09/18		Gas BBQ	\$ 7,953.00	
EFT3356	19/10/18	COERCO Pty Ltd			-\$ 1,026.30
	03/10/18		Tank	\$ 1,026.30	
EFT3357	19/10/18	Katanning Stock & Trading			-\$ 59.80
	02/10/18		Weed sprayers	\$ 59.80	
EFT3358	19/10/18	Synergy			-\$ 1,146.20
	02/10/18		Street Lighting	\$ 573.10	
	02/10/18		Street lighting	\$ 573.10	
EFT3359	19/10/18	Courier Australia			-\$ 30.42
	12/10/18		Freight	\$ 30.42	
EFT3360	19/10/18	Staff Lotto			-\$ 55.00
	17/10/18		Payroll deductions	\$ 55.00	
EFT3361	19/10/18	Katanning Glazing & Security			-\$ 35.00
	15/10/18		Battery	\$ 35.00	
EFT3362	19/10/18	GSFS			-\$ 6,040.52
	12/10/18		Diesel	\$ 6,040.52	
EFT3363	19/10/18	PCS			-\$ 382.50
	10/10/18		It Support	\$ 382.50	
EFT3364	19/10/18	Landgate			-\$ 39.00
	21/09/18		Minimum charge	\$ 39.00	
EFT3365	19/10/18	Staff Christmas Club			-\$ 387.00
	17/10/18		Payroll deductions	\$ 387.00	
EFT3366	19/10/18	RSPCA WA			-\$ 5.00
	17/10/18		Payroll deductions	\$ 5.00	
EFT3367	19/10/18	Widespread Contracting			-\$ 3,095.40
	14/10/18		Tree removal	\$ 3,095.40	
EFT3368	19/10/18	South West Isuzu			-\$ 4,738.82
	03/10/18		W.002 Repairs	\$ 4,738.82	
EFT3369	19/10/18	T & S Freight			-\$ 2,043.60
	26/09/18		Freight	\$ 2,043.60	
EFT3370	26/10/18	BW Truck Parts			-\$ 805.68
	28/09/18		WO1683 - Parts	\$ 805.68	
EFT3371	26/10/18	Asphalt in a Bag			-\$ 1,718.45

Chq/EFT	Date	Name	Description	In Amt	Payment Amt
	28/09/18		20kg Asphalt	\$ 1,718.45	
EFT3372	26/10/18	Corsign WA			-\$ 1,815.00
	28/09/18		Steel guide posts	\$ 1,815.00	
EFT3373	26/10/18	Farm Innovations Pty Ltd			-\$ 550.00
	28/09/18		WO.004	\$ 550.00	
EFT3374	26/10/18	Synergy			-\$ 2,352.50
	15/10/18		Mens Shed	\$ 139.60	
	15/10/18		Depot	\$ 408.95	
	15/10/18		Lot 118 Robinson Rd	\$ 66.75	
	15/10/18		25 Carlton st	\$ 112.10	
	11/10/18		Lot 149 Shenton rd	\$ 103.20	
	15/10/18		Bio Msx	\$ 314.60	
	12/10/18		Loc 2771	\$ 278.40	
	15/10/18		Lot 219 Robinson rd	\$ 211.20	
	15/10/18		8 Cardigan Street	\$ 107.05	
	15/10/18		Lot 374 Yairabin st	\$ 610.65	
EFT3375	26/10/18	Woodanilling Store			-\$ 242.10
	26/10/18		Groceries	\$ 242.10	
EFT3376	26/10/18	Courier Australia			-\$ 34.94
	19/10/18		Fright	\$ 34.94	
EFT3377	26/10/18	Shire of Wagin			-\$ 421.76
	27/09/18		LG Convention	\$ 421.76	
EFT3378	26/10/18	Staff Lotto			-\$ 55.00
	24/10/18		Payroll deductions	\$ 55.00	
EFT3379	26/10/18	Cutting Edges Equipment Parts			-\$ 1,210.00
	28/09/18		WO.005	\$ 1,210.00	
EFT3380	26/10/18	Shire of Katanning			-\$ 1,850.00
	13/09/18		Grant	\$ 1,100.00	
	26/09/18		Bloom Festival	\$ 750.00	
EFT3381	26/10/18	Kleenheat Gas			-\$ 69.30
	01/10/18		Cylinder charge	\$ 69.30	
EFT3382	26/10/18	PCS			-\$ 170.00
	23/10/18		IT Support	\$ 170.00	
EFT3383	26/10/18	Digga-West Earthparts WA			-\$ 79.86
	03/10/18		Parts	\$ 79.86	
EFT3384	26/10/18	Hitachi			-\$ 234.26
	18/10/18		WO.004	\$ 234.26	
EFT3385	26/10/18	BTW Spray Shop			-\$ 7,099.00
	17/09/18		Tank	\$ 3,800.00	
	17/09/18		32L Tank	\$ 3,299.00	
EFT3386	26/10/18	DFES			-\$ 656.00
	02/10/18		2018/19 ESL	\$ 656.00	
EFT3387	26/10/18	Westrac			-\$ 1,170.65
	28/09/18		Windscreen	\$ 682.66	
	03/10/18		Windscreen	\$ 487.99	
EFT3388	26/10/18	Albany Best Office Systems			-\$ 25.00
	12/10/18		Toner	\$ 25.00	
EFT3389	26/10/18	Great Southern Waste Disposal			-\$ 2,444.40
	01/10/18		Waste Collection	\$ 2,444.40	
EFT3390	26/10/18	Staff Christmas Club			-\$ 347.00
	24/10/18		Payroll deductions	\$ 347.00	
EFT3391	26/10/18	RSPCA WA			-\$ 5.00
	24/10/18		Payroll deductions	\$ 5.00	
EFT3392	26/10/18	Hughans Saw Services			-\$ 1,281.50
	01/10/18		WO.007 Parts	\$ 1,281.50	
EFT3393	26/10/18	Visimax			-\$ 112.30

Chq/EFT	Date	Name	Description	In Amt	Payment Amt
	08/10/18		Permit Books	\$ 112.30	
EFT3394	26/10/18	WALGA ATF LGISWA			-\$ 26,877.97
	30/09/18		Contributions Credit	-\$ 2,527.10	
	30/09/18		WorkCare	\$10,463.81	
	30/09/18		Property Insurance	\$ 9,629.76	
	30/09/18		Liability Insurance	\$ 9,311.50	
15296	08/10/18	Australia Post			-\$ 200.00
	25/09/18		Stamps	\$ 200.00	
DD2179.1	01/10/18	Telstra			-\$ 264.24
	15/09/18		Admin Line	\$ 264.24	
DD2181.1	01/10/18	Westnet			-\$ 34.99
	17/09/18		Monthly Hosting	\$ 34.99	
DD2184.1	03/10/18	WA Super			-\$ 1,147.58
	03/10/18		Super. Contrib.	\$ 891.90	
	03/10/18		Payroll deductions	\$ 181.20	
	03/10/18		Payroll deductions	\$ 31.28	
	03/10/18		Payroll deductions	\$ 43.20	
DD2184.2	03/10/18	MLC Nominees			-\$ 36.00
	03/10/18		Payroll deductions	\$ 15.65	
	03/10/18		Super. Contrib.	\$ 20.35	
DD2184.3	03/10/18	Australian Superannuation			-\$ 978.47
	03/10/18		Payroll deductions	\$ 148.84	
	03/10/18		Payroll deductions	\$ 10.00	
	03/10/18		Super. Contrib.	\$ 819.63	
DD2184.4	03/10/18	Hesta			-\$ 535.14
	03/10/18		Payroll deductions	\$ 69.36	
	03/10/18		Payroll deductions	\$ 58.05	
	03/10/18		Super. Contrib.	\$ 407.73	
DD2184.5	03/10/18	MLC Navigator Retirement Plan			-\$ 251.13
	03/10/18		Payroll deductions	\$ 102.31	
	03/10/18		Super. Contrib.	\$ 148.82	
DD2184.6	03/10/18	CBUS Superannuation			-\$ 113.03
	03/10/18		Super. Contrib.	\$ 113.03	
DD2184.7	03/10/18	Colonial Select Personnel Super			-\$ 108.11
	03/10/18		Super. Contrib.	\$ 108.11	
DD2190.1	10/10/18	WA Super			-\$ 1,071.10
	10/10/18		Super. Contrib.	\$ 821.93	
	10/10/18		Payroll deductions	\$ 181.20	
	10/10/18		Payroll deductions	\$ 24.77	
	10/10/18		Payroll deductions	\$ 43.20	
DD2190.2	10/10/18	MLC Nominees			-\$ 81.76
	10/10/18		Payroll deductions	\$ 12.39	
	10/10/18		Super. Contrib.	\$ 69.37	
DD2190.3	10/10/18	Australian Superannuation			-\$ 590.26
	10/10/18		Payroll deductions	\$ 70.71	
	10/10/18		Payroll deductions	\$ 10.00	
	10/10/18		Super. Contrib.	\$ 509.55	
DD2190.4	10/10/18	Hesta			-\$ 489.65
	10/10/18		Payroll deductions	\$ 69.36	
	10/10/18		Payroll deductions	\$ 47.22	
	10/10/18		Super. Contrib.	\$ 373.07	
DD2190.5	10/10/18	MLC Navigator Retirement Plan			-\$ 165.90
	10/10/18		Payroll deductions	\$ 67.59	
	10/10/18		Super. Contrib.	\$ 98.31	
DD2190.6	10/10/18	CBUS Superannuation			-\$ 89.43
	10/10/18		Super. Contrib.	\$ 89.43	

Chq/EFT	Date	Name	Description	In Amt	Payment Amt
DD2190.7	10/10/18	Colonial Select Personnel Super			-\$ 85.54
	10/10/18		Super. Contrib.	\$ 85.54	
DD2192.1	14/10/18	Telstra			-\$ 1,098.83
	25/09/18		Mobile	\$ 1,098.83	
DD2196.1	17/10/18	WA Super			-\$ 1,082.34
	17/10/18		Super. Contrib.	\$ 833.17	
	17/10/18		Payroll deductions	\$ 43.20	
	17/10/18		Payroll deductions	\$ 181.20	
	17/10/18		Payroll deductions	\$ 24.77	
DD2196.2	17/10/18	MLC Nominees			-\$ 52.02
	17/10/18		Payroll deductions	\$ 12.39	
	17/10/18		Super. Contrib.	\$ 39.63	
DD2196.3	17/10/18	Colonial First State			-\$ 151.07
	17/10/18		Payroll deductions	\$ 35.97	
	17/10/18		Super. Contrib.	\$ 115.10	
DD2196.4	17/10/18	Australian Superannuation			-\$ 562.02
	17/10/18		Payroll deductions	\$ 70.71	
	17/10/18		Payroll deductions	\$ 10.00	
	17/10/18		Super. Contrib.	\$ 481.31	
DD2196.5	17/10/18	Hesta			-\$ 489.65
	17/10/18		Payroll deductions	\$ 69.36	
	17/10/18		Payroll deductions	\$ 47.22	
	17/10/18		Super. Contrib.	\$ 373.07	
DD2196.6	17/10/18	CBUS Superannuation			-\$ 89.43
	17/10/18		Super. Contrib.	\$ 89.43	
DD2196.7	17/10/18	MLC Navigator Retirement Plan			-\$ 173.79
	17/10/18		Payroll deductions	\$ 70.80	
	17/10/18		Super. Contrib.	\$ 102.99	
DD2196.8	17/10/18	Colonial Select Personnel Super			-\$ 85.54
	17/10/18		Super. Contrib.	\$ 85.54	
DD2199.1	04/10/18	NAB - Credit Card			-\$ 409.96
	03/09/18		Adobe	\$ 43.98	
	07/09/18		Adobe subs	\$ 21.99	
	12/09/18		Consultant	\$ 180.00	
	17/09/18		Permit	\$ 100.00	
	27/09/18		PDF app	\$ 14.99	
	28/09/18		Fee	\$ 9.00	
	24/09/18		RAMM update	\$ 40.00	
DD2200.1	10/10/18	Australian Superannuation			-\$ 12.28
	16/10/18		Super. Contrib.	\$ 12.28	
DD2204.1	31/10/18	Telstra			-\$ 276.71
	15/10/18		Landline	\$ 276.71	
DD2212.2	24/10/18	Katanning Water Corporation			-\$ 766.35
	08/10/18		1/3 Cardigan St	\$ 43.10	
	08/10/18		2/3 Cardigan St	\$ 43.10	
	08/10/18		3/3 Cardigan St	\$ 43.10	
	08/10/18		4/3 Cardigan St	\$ 43.10	
	08/10/18		Salmon Gum Biomax	\$ 174.64	
	08/10/18		2/8 Cardigan St	\$ 68.94	
	08/10/18		1/8 Cardigan St	\$ 65.37	
	08/10/18		3/8 Cardigan St	\$ 62.70	
	08/10/18		3340 Robinson Rd	\$ 76.96	
	08/10/18		3347 Robinson Rd	\$ 43.10	
	08/10/18		3327 Robinson Rd	\$ 57.36	
	08/10/18		13 Cardigan St	\$ 44.88	
DD2212.4	20/10/18	SkyMesh			-\$ 125.00

Chq/EFT	Date	Name	Description	In Amt	Payment Amt
	20/10/18		Internet contract	\$ 125.00	
DD2212.5	29/10/18	Katanning Water Corporation			-\$ 581.57
	08/10/18		Admin building	\$ 30.41	
	08/10/18		Sports oval	\$ 546.09	
	08/10/18		Centenary Park	\$ 5.07	
DD2215.1	24/10/18	WA Super			-\$ 1,073.95
	24/10/18		Super. Contrib.	\$ 824.78	
	24/10/18		Payroll deductions	\$ 43.20	
	24/10/18		Payroll deductions	\$ 181.20	
	24/10/18		Payroll deductions	\$ 24.77	
DD2215.2	24/10/18	MLC Nominees			-\$ 52.02
	24/10/18		Payroll deductions	\$ 12.39	
	24/10/18		Super. Contrib.	\$ 39.63	
DD2215.3	24/10/18	Colonial First State			-\$ 202.51
	24/10/18		Payroll deductions	\$ 48.22	
	24/10/18		Super. Contrib.	\$ 154.29	
DD2215.4	24/10/18	Australian Superannuation			-\$ 550.97
	24/10/18		Payroll deductions	\$ 70.71	
	24/10/18		Payroll deductions	\$ 10.00	
	24/10/18		Super. Contrib.	\$ 470.26	
DD2215.5	24/10/18	Hesta			-\$ 489.65
	24/10/18		Payroll deductions	\$ 69.36	
	24/10/18		Payroll deductions	\$ 47.22	
	24/10/18		Super. Contrib.	\$ 373.07	
DD2215.6	24/10/18	CBUS Superannuation			-\$ 89.43
	24/10/18		Super. Contrib.	\$ 89.43	
DD2215.7	24/10/18	MLC Navigator Retirement Plan			-\$ 130.34
	24/10/18		Payroll deductions	\$ 53.10	
	24/10/18		Super. Contrib.	\$ 77.24	
DD2215.8	24/10/18	Colonial Select Personnel Super			-\$ 85.54
	24/10/18		Super. Contrib.	\$ 85.54	
DD2224.1	31/10/18	WA Super			-\$ 1,094.80
	31/10/18		Super. Contrib.	\$ 845.63	
	31/10/18		Payroll deductions	\$ 43.20	
	31/10/18		Payroll deductions	\$ 181.20	
	31/10/18		Payroll deductions	\$ 24.77	
DD2224.2	31/10/18	MLC Nominees			-\$ 52.02
	31/10/18		Payroll deductions	\$ 12.39	
	31/10/18		Super. Contrib.	\$ 39.63	
DD2224.3	31/10/18	Colonial First State			-\$ 202.51
	31/10/18		Payroll deductions	\$ 48.22	
	31/10/18		Super. Contrib.	\$ 154.29	
DD2224.4	31/10/18	Australian Superannuation			-\$ 597.63
	31/10/18		Payroll deductions	\$ 70.71	
	31/10/18		Payroll deductions	\$ 10.00	
	31/10/18		Super. Contrib.	\$ 516.92	
DD2224.5	31/10/18	Hesta			-\$ 489.65
	31/10/18		Payroll deductions	\$ 69.36	
	31/10/18		Payroll deductions	\$ 47.22	
	31/10/18		Super. Contrib.	\$ 373.07	
DD2224.6	31/10/18	CBUS Superannuation			-\$ 89.43
	31/10/18		Super. Contrib.	\$ 89.43	
DD2224.7	31/10/18	MLC Navigator Retirement Plan			-\$ 213.30
	31/10/18		Payroll deductions	\$ 86.90	
	31/10/18		Super. Contrib.	\$ 126.40	
DD2224.8	31/10/18	Colonial Select Personnel Super			-\$ 85.54

Chq/EFT	Date	Name	Description	In Amt	Payment Amt
	31/10/18		Super. Contrib.	\$ 85.54	
			Total		-\$ 156,123.41

14.6.CORRESPONDENCE & MINUTES FOR INFORMATION

Nil

14.7.COUNCIL/COMMITTEES - STATUS REPORT

STATUS REPORT

Date	Agenda Item No	File Ref ID	Heading	Motion	Up-date	Completed Date & Ref
19/12/2017	13.1	11.1.9	Request to Lease Lots 151, 152 & 153 – Reserve 7730	Council: 1) Supports the request from Mr S Buxton to lease Reserve 7730 for the purposes of grazing stock; and 2) Requests the CEO to make application to the Department of Planning, Lands & Heritage for the ability to lease the said reserve.	Letter to Dept Planning, Lands & Heritage <i>Reserve to be reclassified from “Gravel” to ‘Grazing of Stock’</i>	CR1108 08/01/2018 EM1165 23/08/2018
19/12/2017	5.2		Gravel Reserve – River Road	Council that it directs the CEO to: 1) Commission a Road Safety Audit (RSA) on the intersection of River Road and Link Road; 2) Ensure that traffic counts are carried out to support the RSA; and 3) Undertake gravel sampling in the area to confirm the quantities and quality of the gravel source.	1) <i>Road Safety Audit – Pending</i> 2) <i>Work Supervisor has not completed road counts.</i> 3) <i>Work Supervisor concluded that the quality of the gravel is not up to standard. Gravel has been used from this site previously but was found unacceptable for use.</i> 20/11/18 No further action at this point in time	
17/04/2018	10.1	A602 RA236 RA243	Request to Close Unconstructed Road Reserve	Council authorises CEO to: 1) Explore further with Sean Ditchburn and Jessika Lynch (and adjacent land holders) the possibility of creating a road that is of a limited scope on the uncontrolled road reserve. The scope includes: <ul style="list-style-type: none"> • A constructed road that is suitable for general vehicular use; • The constructed road terminating at a reasonable distance past the main entrance onto Lot 158 Burt Road. 	20/11/18 <i>Works Supervisor advised at the Executive Managers Meeting on 1/11/18 that the Ditchburn’s have bought the property in front and so the access road is no longer required</i> This matter is now completed	1/11/18

STATUS REPORT

Date	Agenda Item No	File Ref ID	Heading	Motion	Up-date	Completed Date & Ref
				<p>2) Examine further the requirements regarding the construction of a road within the unconstructed road reserve including the process to create a road in accordance with Section 56(2) of the Land Development Act.</p> <p>3) Report back to Council the outcomes of Points 1 and 2 for final consideration at the June 2018 Ordinary Meeting of Council.</p>		
15/05/2018	10.2	12.1.15	Closing Thoroughfares to Vehicles	Refers this matter to the Transport Plant and Works Committee to undertake a full audit of roads requiring conditional closure pursuant to S3.50 of the Local Government Act.	TPW dealing	
17/07/2018	13.3	12.4.4	Heavy Vehicle Services Request PBS 2B a Double Road Train Robinson Road West	<p>That the condition of Robinson Road is not of a standard that would adequately support this level of vehicle, unless Council is able to source a significant injection of funds to upgrade the road to an acceptable standard. Therefore Council does not agree to:</p> <ul style="list-style-type: none"> • Allow the PBS 2B A Double Road Train access on Robinson Road West SLK 0.00 – 32.42; or • Add Robinson Road West to the Tri Drive Concession Network TD3.3. 	<p>Completed</p> <p>Council needs to consider the future of Robinson Road – TPW Dealing</p>	<p>17/07/2018 HVS30</p>
16/10/2018	10.3		Great Southern Outdoor Recreation Strategy 2018-2021	<p>That Council</p> <ol style="list-style-type: none"> 1) receives the Great Southern Outdoor Recreation Strategy 2018-2021 as attached (Draft 6); 2) Receives the Great Southern Regional Sport & Recreation Plan; and 3) Support the Department of Local Government, Sport and Cultural Industries (DLGSC) with a partnered community engagement strategy for the release of the 	<p>20/11/18</p> <p>Dr Lyon advised on 9 November 2018 that she has received formal written advice from Lotterywest confirming the success of our application for funding to support the development of the Great Southern Regional Trails Master Plan. I This is a significant outcome for our region and I want to personally thank and congratulate all of our</p>	



STATUS REPORT

Date	Agenda Item No	File Ref ID	Heading	Motion	Up-date	Completed Date & Ref
				<p>plan for public review and comment for a four week period scheduled for November 2018.</p>	<p>regional stakeholders for their involvement in this project. Your support and financial commitment has led to this fantastic result.</p> <p>Lotterywest has committed \$109,100 towards Phase 1 (Trails Background Report) & Phase 2 (Trails Master Plan) of the project, more than matching the \$99,000 we have leveraged through our state government and local government partners. However, Lotterywest has not provided funding for Phase 3 (Concept Plans) due to concerns that the priority projects may have a tourism focus. As you may be aware, the Lotterywest scheme supports community-based projects rather than tourism investment.</p> <p>I am confident that, despite the funding shortfall, we will be able to deliver the key outcomes associated with this project and develop at least one priority project concept plan with the funds leveraged through our regional partnerships. To develop the remaining concept plans (our goal is to develop at least three priority project concept plans over the life of this project), I intend to apply for the following grants:</p> <ol style="list-style-type: none"> 1) An application to the Building Better Regions Fund to complete the concept planning process. The announcement of our Lotterywest success this week is timely because it will allow us to leverage these 	



STATUS REPORT

Date	Agenda Item No	File Ref ID	Heading	Motion	Up-date	Completed Date & Ref
					<p>funds in a BBRF grant. Applications are due on the 15th November. To support our application, I would appreciate a Letter of Support reaffirming your commitment to the project, including any financial contributions. I have attached a template for your use. Please return your letter via email by 13th November. I apologise for the tight deadline but as I'm sure you will agree, this is an opportunity that we should not pass up.</p> <p>2) Lotterywest have advised that they would welcome an application to develop Concept Plans for any community-based trail projects prior to the acquittal of our primary grant, thus enabling us to maintain the momentum associated with this project. Once these project are identified through the community consultation process, I will discuss this option with each priority project proponent.</p> <p>Next Steps:</p> <p>1) Provide a Letter of Support to accompany our BBRF application by 13th November.</p> <p>2) Nominate a staff member to sit on our project Stakeholder Reference Group. This group will meet quarterly over the life of the project. The first meeting will be scheduled</p>	



STATUS REPORT

Date	Agenda Item No	File Ref ID	Heading	Motion	Up-date	Completed Date & Ref
					<p>for January 2019. Terms of Reference will be circulated prior to the first meeting.</p> <p>3) Confirm the Shire’s financial commitment. I will send out an invoice for the Shire’s financial commitment in the coming week. These funds will enable us to recruit a project coordinator who will begin work in January.</p> <p>4) Let me know if you would like me to come and provide an in-person briefing to you and/or Council on the project.</p> <p>Please let me know if you have any questions about this process. I look forward to providing you with an update on the project in the coming months.</p> <p>Comment The ACEO can advise the following:</p> <ul style="list-style-type: none"> • The Deputy CEO has drafted a letter of support and was issued 14/11/18; • Has nominated the Deputy CEO to sit on the Stakeholder Reference Group; • The Shire’s financial commitment is \$2,000 and in-kind re staff time spent, providing a facility for community consultation and engagement; • Dr Lyons has been invited to the December 2018 Council Meeting 	

STATUS REPORT

Date	Agenda Item No	File Ref ID	Heading	Motion	Up-date	Completed Date & Ref
16/10/2018	10.4	12.3.1	E-Quotes Volvo Backhoe Replacement	That Council delegate authority to the CEO the ability to implement the final decision on the replacement of the Volvo backhoe on the proviso that the purchase is within budget.	Completed Delivery is expected early December 2018	QU210 & TE11
16/10/2018	10.5	10.3.1	Town Planning Scheme No 1 Review	<p>1. That Council instructs the CEO to advise the Western Australian Planning Commission that the current Town Planning Scheme is considered to be operating satisfactorily given the low level of development within the municipality. The preparation of a new Planning Scheme is not considered to be warranted especially as Council has prepared Amendment No 3 to the Scheme to update the Scheme Text to reflect the Deemed Provisions. A further omnibus amendment can be prepared to bring the Scheme Text into closer alignment with the Model Scheme Text.</p> <p>2. That Council instructs the CEO to advise the Western Australian Planning Commission that it recognises the need for a Local Planning Strategy for the municipality and that the previous Scheme Explanatory Report is not adequate.</p> <p>3. That Council resolve pursuant to Regulation 11(1) prepare a Local Planning Strategy for the whole of the municipality.</p> <p>4. That the CEO prepare a separate report be presented to Council on the process, issues, timing and cost for the preparation of the Local Planning Strategy.</p>	20/11/18 The Shire's consultant planner has submitted the review report regarding TPS No1 to the Department of Planning Lands and Heritage on 7 November 2018	BA380 , BA381
16/10/2018	10.6	10.3.1	TPS1 Amendment 3 Deemed Provisions	That Council, in pursuance of Section 75 of the Planning and Development Act 2005:	20/11/18 Amendment 3 signed by the CEO, ACEO (7/11/18) and Shire President (9/11/18) and submitted to	BA380 , BA381

STATUS REPORT

Date	Agenda Item No	File Ref ID	Heading	Motion	Up-date	Completed Date & Ref
				<p>a) Resolves to amend the above local planning scheme by:</p> <ul style="list-style-type: none"> • Deleting provisions that have been superseded by the deemed provisions in Schedule 2 of the Regulations; and inserting new and amended provisions to reflect the application and reference to the deemed provisions. • Inserting Schedule A Supplemental Provisions; • Correcting and updating references and terminology in accordance with the provisions of the Planning and Development Act 2005; and • Renumbering the remaining Scheme provisions and Schedules sequentially and updating any cross referencing to the new clause numbers as required. <p>b) Resolve, pursuant to the Regulation 35(2) of the Planning and Development (Local Planning Schemes) Regulations 2015 (the Regulations), that Amendment 3 is a basic amendment in accordance with r.34(c) of the Regulations as it proposes to amend the Scheme text to delete provisions that have been superseded by the deemed provisions in Schedule 2 of the Regulations;</p> <p>c) That in accordance with Section 81 of the Planning and Development Act 2005, the Amendment shall be referred to the Environmental Protection Authority for examination and assessment.</p> <p>d) That pursuant to Section 75 of the Planning and Development Act 2005 and Regulation 17 Council resolves to adopt Amendment No 2 for final approval.</p>	<p>the Department of Planning Lands and Heritage on 12 November 2018</p>	

STATUS REPORT

Date	Agenda Item No	File Ref ID	Heading	Motion	Up-date	Completed Date & Ref
				e) That Amendment 3 be submitted to the Western Australian Planning Commission pursuant to Regulation 58.		
16/10/2018	11.1	4.1.33C	4WDL VROC	That the Shire of Woodanilling continues to actively participate in the 4WDL VROC housing project regarding future need and provides the required information regarding Woodanilling in time for the November 4WDL meeting.	20/11/18 No action at this point in time	

15. CLOSURE OF MEETING

Meeting closed at 5.04pm