



SHIRE OF WOODANILLING

**ATTACHMENT BOOKLET FOR
ORDINARY COUNCIL MEETING**

23 August 2022 at 4pm

INDEX

- 8.1 Unconfirmed Minutes of the 19 July OCM
- 12.1.1 Draft 2022-2023 Plant Replacement Program
- 13.1.1 Payments Listing July 2022
- 13.2.1 Monthly Statutory Report July 2022
- 14.1.1 Application for Flora Taking Commercial Licence
- 15.1.1 2022 AGM Notice of Meeting
- 15.2.1 WWLZ Shire update Aug Meeting

YR OF BUILD	ITEM	Plant No	ASSET NO	Current Kilometers	REGO	2022/2023 Estimate	2023/2024 Estimate	2024/2025 Estimate	2025/2026 Estimate	2026/2027 Estimate	2027/2028 Estimate	2028/2029 Estimate	2029/2030 Estimate	2030/2031 Estimate	2031/2032 Estimate	Replacement interval	Changeover Due
GRADERS																	
2011	JOHN DEERE 670G	PGRD7	68		005					\$190,000						10 years	2021
2008	JOHN DEERE 670D	PGRD6	37		004	\$275,000						\$300,000				10 years	2018
TRUCKS																	
2013	ISUZU GIGA SIDE-TIPPER	PTRK20	109	153,965	002				\$160,000							8 years	2021
2009	ISUZU FXZ 1550 1 WATER CART	PTRK17	42	214,644	028		\$160,000									8 years	2017
2013	ISUZU SIDE-TIPPER	PTRK19	89	165,447	023											8 years	2021
2015	ISUZU FRR500	PTRK21	123	69,436	016						\$65,000					10 years	2025
UTILITIES																	
2008	TOYOTA HILUX Grader(4x4)	PUTE24	43	241,772	024		\$35,000					\$32,000				150,000 km Approx 8 years	2017
2010	FORD RANGER Gardener (4x4 Single)	PUTE25	53	99,354	029					\$32,000						100,000 km Approx 12 years	2022
2017	TOYOTA HILUX Extra Cab (Mechanic)	PUTE30	139	80,834	025						\$32,000					150,000 km Approx 12 years	2028
2018	TOYOTA HILUX Leading Hand (4x4 Dual)	PUTE32	151	92,705	026				\$32,000					\$32,000		150,000 km Approx 4 years	2022
2009	FORD RANGER General Use (4x2 Single)	PUTE29	124	163,560	003		(\$12,000)									150,000 km Approx 12 years	2021
2017	TOYOTA HILUX Works Supervisor (4x4 Dual)	PUTE31	118	148,403	00			\$30,000				\$32,000				100,000 km Approx 3 years	2020
2019	MIHINDRA - UTE (GARDNERS UTE)	PUTE33	154	57,852	244												
LIGHT VEHICLES																	
2017	TOYOTA PRADO CEO	PLCV15	122	216,083	0	\$30,000				\$30,000				\$30,000		100,000 km Approx 2 years	2019
2020	Isuzu D-Max 4x4 Crew Ute (DCEO)	PLCV16	158	76,176	011				\$20,000						\$20,000	80,000 km Approx 3 years	2019
ROLLERS																	
2010	VIBRATING ROLLER	PRLR6	52		020			\$90,000								10 years	2020
	EASI ROLLER	PEZR1			NP							\$25,000					
NEW	MULTI TYRE ROLLER					\$150,000									\$150,000	10 Years	
LOADERS																	
2013	CASE 721F LOADER	PLDR8	110		007					\$170,000						10 years	2023
2006	CASE BACKHOE	PIDR6	31		027						\$150,000					10 years	2016
2014	TRACK LOADER & PROFILER (SKID STEER)	PLDR10	120		010		\$80,000							\$80,000		10 years	2024
1999	TREE SAW	PSAW1	1	0								\$30,000					
OTHER																	
2014	RD BROOM ATTACHMENT (SKID STEER)	PRBM3	415														
1993	ROAD BROOM (LOADER - 007)	PRBM1								\$15,000							
2012	RIDE ON MOWER	PMWR3	83		021			\$35,000								10 years	2022
	WACKER DPU VIBE PLATE																
	SPRAY TRAILER	PTRL5															
	VARIOUS TRAILERS																
	TREE PLANTER TRAILERS X 2	PTRL1															
1980	SIGN TRAILER	PRTL2			017												
2003	BOX TOP TRAILER 6 X 4	PTRL12			1TET584								\$2,500				
	BOX TOP TRAILER 7 X 5	PTRL3			1TCL400												
	FLOAT				1643		\$50,000										
2006	SIDE TIPPING TRAILER	PTRL11	27	152,000	1683							\$50,000					
2006	DOLLY	PTRL11	27	143,000	1682							\$30,000					
2011	WHACKER PACKER		71														
2011	HONDA GENERATOR 20E/S		73														
2015	CBH WATER PUMP		127														
2014	DIGGA RAKE (REFER TO 329E SKID STEER)	PTR2	120														
	DIGGA BROOM (REFER TO 329E SKID STEER)	PTR1	120														
	DIGGA FORKS (REFER TO 329E SKID STEER)	PTR1	120														
	DIGGA SLASHER (REFER TO 329E SKID STEER)		120														
	EMULSION TANK		128				(\$2,000)										
	TREE RAKE (LOADER)		129					\$15,000									
	WATER TANK	PTANK1	130														
	FUEL TRAILER (GREAT SOUTHERN FUELS)	PTRL4			1633												
2001	PLANT TRAILER (CULVERTS)	PTRL6	4	0	1643						\$5,000						
2010	MESSAGE BOARD (BARTO)	PTRL13			1777												
2012	FOGGER		133							\$2,500							
2015	PROFILER (REFER TO 329E SKID STEER)		120														
2015	HOWARD PORTER ROAD BROOM		134														
1993	FREE ROLLER	PRLR7	135														
2003	DRAINAGE CREW TRAILER	PTRL8			1667								\$2,500				
2014	PORTABLE TRAFFIC LIGHTS (BARTCO)	PTRL16	119		1786												
NEW	PLANT TRAILER FOR 5T TRUCK																
NEW	ROAD STABILIZER											\$50,000					
TOTAL NET EXPENSES						\$455,000	\$311,000	\$345,000	\$229,500	\$249,500	\$252,000	\$492,000	\$62,000	\$142,000	\$470,000		
	Opening Plant Reserve Balance					\$668,887	\$414,547	\$359,765	\$270,162	\$294,714	\$299,635	\$302,129	\$64,661	\$253,631	\$365,436		
	Plant Reserve Outgoing					(\$455,000)	(\$311,000)	(\$345,000)	(\$229,500)	(\$249,500)	(\$252,000)	(\$492,000)	(\$62,000)	(\$142,000)	(\$470,000)		
	Plant Reserve Incoming					\$200,000	\$250,000	\$250,000	\$250,000	\$250,000	\$250,000	\$250,000	\$250,000	\$250,000	\$250,000		
	RESERVE INTEREST					\$660	\$6,218	\$5,396	\$4,052	\$4,421	\$4,495	\$4,532	\$970	\$3,804	\$5,482		
	RESERVE BAL'S @ JUN 30					\$414,547	\$359,765	\$270,162	\$294,714	\$299,635	\$302,129	\$64,661	\$253,631	\$365,436	\$150,917		

**SHIRE OF WOODANILLING
STATEMENT OF PAYMENTS
FOR THE PERIOD 31 JULY 2022**

ATTACHMENT 13.1.1

Transaction ID	Date	Name	Description	Amount
Municipal Account				
EFT Payments				
EFT6250	22/07/2022	Hall Electrical & Data Services	Emergency Repairs for Oven- Unit 2 Wattleville	-241.45
EFT6251	22/07/2022	thinkproject Australia Pty Ltd	RAMMS Transport Asset Annual Support and Maintenance Fee for 1/7/2022 to 30/6/2023	-7540.46
EFT6252	22/07/2022	Dallywater Consulting	EHO Services- Onsite Hours 46hrs- April 2021 @ \$70.00 p/h & June 2021 @\$130 p/h Total Travel Chittering and return (7.2hrs x 676km) x 2	-8903.84
EFT6253	22/07/2022	Geoff John Williamson T/A Katanning Districts	Weekly Cleaning- Pavillion 29/6/2022 Shire Office- 3/7/2022	-945.00
EFT6254	22/07/2022	Dolphin Settlements	Rates refund for assessment A527 LOT 142 MCDONALD ROAD WOODANILLING WA 6316	-536.24
EFT6255	22/07/2022	Conplant Pty Ltd	Hire of Multi Tyre Roller- 1/6/2022 to 30/06/2022	-4224.00
EFT6256	22/07/2022	Synergy	Synergy- Street Lighting 25/5/2022 to 24/6/2022	-944.70
EFT6257	22/07/2022	Great Southern Fuel Supplies	Bulk Diesel- 4700litres @ \$2.2332 p/l	-12285.37
EFT6258	22/07/2022	Shire of Katanning	CESM Contribution Costs- Salary, Superannuation, ITC Costs, Vehicle Costs	-4307.70
EFT6259	22/07/2022	Department of Mines, Industry Regulation & Safety	Annual Remittance of BSL	-4531.47
EFT6260	22/07/2022	Hanson Construction Material Pty Ltd	7MM Blue Metal for Oxley Road- 22.88 Tonne	-1057.06
EFT6261	22/07/2022	Katanning Glass Supplies	Supply Only of Clear Laminated Safety Glass- Rec Centre Broken Door	-132.00
EFT6262	22/07/2022	Staff Christmas Club	Payroll deductions	-1108.00
EFT6263	22/07/2022	Ambrose Electrical Contracting	Check Genset- Remove Link to Enable Pump to be Powered by RCD Proctected Genset OCM61/06/22	-80.00
EFT6264	29/07/2022	Geoff John Williamson T/A Katanning Districts	Weekly Cleanbing- Pavillion 20/7/2022 Shire Office- 24/7/2022	-315.00
EFT6265	29/07/2022	One Music Australia	OneMusic Subscription 1/7/2022 to 30/06/2023	-350.00
EFT6266	29/07/2022	Wal's Welding Fabrication & Repairs	Repair Water Tank Frame after tag out has occurred	-1443.42
EFT6267	29/07/2022	PCS	ITC Services and Charges for 23/6/2022 to 7/7/2022. Monthly Monitoring- June 2022	-977.50
EFT6268	29/07/2022	Local Government Professionals Australia WA	Local Government Professionals 2022/2023 Full Membership CEO	-1062.00
EFT6269	29/07/2022	BTW Rural Supplies	Oil for Chainshaw- Tree Pruning	-120.00
EFT6270	29/07/2022	Staff Christmas Club	Payroll deductions	-227.00
EFT Total Payments				51,332.21
Cheque Payments				
15359	29/07/2022	Petty Cash Recoup	Petty Cash Reimbursement- July 2022	-203.30
15360	29/07/2022	Department of Transport	12 month Vehcile registration- Shire of Woodanilling	-7261.85
Total Cheque Payments				7,465.15
Direct Debit Payments				
DD4221.1	04/07/2022	Water Corporation	Water Charges and Usage- Baptist Church 11/4/2022 to 10/6/2022	-144.63
DD4221.4	05/07/2022	Water Corporation	Water Charges and Usage- Centenary Park 12/4/2022 to 13/6/2022	-481.68

**SHIRE OF WOODANILLING
STATEMENT OF PAYMENTS
FOR THE PERIOD 31 JULY 2022**

DD4251.1	11/07/2022	Water Corporation	Water Service Charge & Usage- Standpipe Burt Road April to June 2022	-6145.52
DD4258.1	14/07/2022	Telstra	Telstra Mobile Distribution- 25/6/2022 to 24/7/2022	-321.94
DD4281.1	04/07/2022	NAB - Credit Card	Credit Card Fee- June 2022	-709.11
DD4283.1	06/07/2022	Aware Super	Payroll deductions	-1064.91
DD4283.2	06/07/2022	Australian Superannuation	Superannuation contributions	-401.90
DD4283.3	06/07/2022	QSuper - Payclear	Superannuation contributions	-156.49
DD4283.4	06/07/2022	Hesta	Payroll deductions	-433.95
DD4283.5	06/07/2022	Colonial Select Personnel Super	Superannuation contributions	-102.63
DD4283.6	06/07/2022	REST	Superannuation contributions	-188.09
DD4283.7	06/07/2022	OnePath Custodians	Superannuation contributions	-157.85
DD4287.1	13/07/2022	Aware Super	Payroll deductions	-1277.44
DD4287.2	13/07/2022	Australian Superannuation	Superannuation contributions	-289.32
DD4287.3	13/07/2022	QSuper - Payclear	Superannuation contributions	-166.04
DD4287.4	13/07/2022	Hesta	Payroll deductions	-451.28
DD4287.5	13/07/2022	Colonial Select Personnel Super	Superannuation contributions	-112.79
DD4287.6	13/07/2022	REST	Superannuation contributions	-206.67
DD4287.7	13/07/2022	OnePath Custodians	Superannuation contributions	-131.41
DD4295.1	15/07/2022	3E Advantage Pty Limited	Photocopier Rental- July 2022	-165.00
DD4298.1	20/07/2022	Aware Super	Payroll deductions	-1161.87
DD4298.2	20/07/2022	Australian Superannuation	Superannuation contributions	-255.87
DD4298.3	20/07/2022	QSuper - Payclear	Superannuation contributions	-206.04
DD4298.4	20/07/2022	Hesta	Payroll deductions	-453.00
DD4298.5	20/07/2022	Colonial Select Personnel Super	Superannuation contributions	-112.79
DD4298.6	20/07/2022	REST	Superannuation contributions	-192.28
DD4298.7	20/07/2022	OnePath Custodians	Superannuation contributions	-136.15
DD4302.2	28/07/2022	ClickSuper	Transaction and Facility Fee- June 2022	-18.81
DD4306.1	20/07/2022	SkyMesh	Internet Contract- 20/7/2022 to 19/8/2022	-125.00
DD4311.1	27/07/2022	Aware Super	Payroll deductions	-1165.89
DD4311.2	27/07/2022	Australian Superannuation	Superannuation contributions	-255.87
DD4311.3	27/07/2022	QSuper - Payclear	Superannuation contributions	-206.04
DD4311.4	27/07/2022	Hesta	Payroll deductions	-451.28
DD4311.5	27/07/2022	Colonial Select Personnel Super	Superannuation contributions	-112.79
DD4311.6	27/07/2022	REST	Superannuation contributions	-200.87
DD4311.7	27/07/2022	OnePath Custodians	Superannuation contributions	-89.97
Total Direct Debit Payments				18,253.17
Municipal Account List of Payments Total				<u>77,050.53</u>

SHIRE OF WOODANILLING
MONTHLY FINANCIAL REPORT
(Containing the Statement of Financial Activity)
For the period ending 31 July 2022

LOCAL GOVERNMENT ACT 1995
LOCAL GOVERNMENT (FINANCIAL MANAGEMENT) REGULATIONS 1996

TABLE OF CONTENTS

Statement of Financial Activity by Program	3
Statement of Financial Activity by Nature or Type	5
Basis of Preparation	6
Note 1 Statement of Financial Activity Information	7
Note 2 Cash and Financial Assets	8
Note 3 Receivables	9
Note 4 Other Current Assets	10
Note 5 Payables	11
Note 6 Capital Acquisitions	12
Note 7 Cash Reserves	13
Note 8 Other Current Liabilities	14
Note 9 Operating Grants and contributions	15
Note 10 Non Operating Grants and contributions	16
Note 11 Ex Trust Info	17

**KEY TERMS AND DESCRIPTIONS
FOR THE PERIOD ENDED 31 JULY 2022**

STATUTORY REPORTING PROGRAMS

Shire operations as disclosed in these financial statements encompass the following service orientated activities/programs.

PROGRAM NAME AND OBJECTIVES	ACTIVITIES
GOVERNANCE	
Members of Council Administration	Members of Council, civic reception, functions, public relations, electoral requirements and administration.
GENERAL PURPOSE FUNDING	
Rates General Purpose Revenue	Rates, General Purpose Government Grants, Interest on Investments.
LAW, ORDER, PUBLIC SAFETY	
Fire Prevention Animal Control Other	Supervision of various by-laws, fire prevention and animal control.
HEALTH	
Preventative Services Community Health Other	Food Control, meat inspection, water testing and health inspection services.
EDUCATION AND WELFARE	
Disability Access & Inclusion Care of Senior Citizens	Well aged housing and services for youth and aged.
HOUSING	
Staff Housing	Provision and maintenance of staff housing.
COMMUNITY AMENITIES	
Sanitation Stormwater Drainage Town Planning Protection of Environment Other	Refuse site, cemetery and public conveniences.
RECREATION AND CULTURE	
Public Halls Swimming areas Libraries Other	Maintenance of halls, parks, gardens and ovals. Library and heritage.
TRANSPORT	
Road Construction Road Maintenance Road Plant Purchases Transport Licensing Agency	Road construction and maintenance, footpaths and traffic signs.
ECONOMIC SERVICES	
Rural Services Tourism Building Control Other	Area promotion, pest control and building control.
OTHER PROPERTY AND SERVICES	
Private Works Public Works Overheads Plant Operating Costs Stock Control Salaries and Wages	Private works, public works overheads and plant operation.

**STATEMENT OF FINANCIAL ACTIVITY BY PROGRAM
FOR THE PERIOD ENDED 31 JULY 2022**

	Ref Note	YTD Budget (a)	YTD Actual (b)
		\$	\$
Opening funding surplus / (deficit)	1(c)	0	796,641
Revenue from operating activities			
Governance			0
General purpose funding - general rates	5		0
General purpose funding - other			942
Law, order and public safety			0
Health			0
Education and welfare			4,365
Housing			2,689
Community amenities			4,752
Recreation and culture			473
Transport			102,983
Economic services			2,566
Other property and services			0
		0	118,770
Expenditure from operating activities			
Governance			(13,982)
General purpose funding			(2,129)
Law, order and public safety			(6,264)
Health			(3,932)
Education and welfare			(314)
Housing			(1,684)
Community amenities			(14,297)
Recreation and culture			(9,794)
Transport			(91,383)
Economic services			(2,384)
Other property and services			8,801
		0	(137,361)
Non-cash amounts excluded from operating activities	1(a)		0
Amount attributable to operating activities		0	(18,592)
Investing Activities			
Payments for property, plant and equipment and infrastructure	6		(33,881)
Amount attributable to investing activities		0	(33,881)
Financing Activities			
Transfer to reserves	7		(170)
Amount attributable to financing activities		0	(170)
Closing funding surplus / (deficit)	1(c)	0	743,998

KEY INFORMATION

▲ ▼ Indicates a variance between Year to Date (YTD) Actual and YTD Actual data as per the adopted threshold. Refer to Note 14 for an explanation of the reasons for the variance.

The material variance adopted by Council for the 2022-23 year is \$10,000 or 10.00% whichever is the greater.

This statement is to be read in conjunction with the accompanying Financial Statements and notes.

KEY TERMS AND DESCRIPTIONS FOR THE PERIOD ENDED 31 JULY 2022

NATURE OR TYPE DESCRIPTIONS

REVENUE

RATES

All rates levied under the *Local Government Act 1995*. Includes general, differential, specified area rates, minimum rates, interim rates, back rates, ex-gratia rates, less discounts and concessions offered. Exclude administration fees, interest on instalments, interest on arrears, service charges and sewerage rates.

OPERATING GRANTS, SUBSIDIES AND CONTRIBUTIONS

Refers to all amounts received as grants, subsidies and contributions that are not non-operating grants.

NON-OPERATING GRANTS, SUBSIDIES AND CONTRIBUTIONS

Amounts received specifically for the acquisition, construction of new or the upgrading of identifiable non financial assets paid to a local government, irrespective of whether these amounts are received as capital grants, subsidies, contributions or donations.

REVENUE FROM CONTRACTS WITH CUSTOMERS

Revenue from contracts with customers is recognised when the local government satisfies its performance obligations under the contract.

FEES AND CHARGES

Revenues (other than service charges) from the use of facilities and charges made for local government services, sewerage rates, rentals, hire charges, fee for service, photocopying charges, licences, sale of goods or information, fines, penalties and administration fees. Local governments may wish to disclose more detail such as rubbish collection fees, rental of property, fines and penalties, other fees and charges.

SERVICE CHARGES

Service charges imposed under *Division 6 of Part 6 of the Local Government Act 1995*. *Regulation 54 of the Local Government (Financial Management) Regulations 1996* identifies these as television and radio broadcasting, underground electricity and neighbourhood surveillance services. Exclude rubbish removal charges. Interest and other items of a similar nature received from bank and investment accounts, interest on rate instalments, interest on rate arrears and interest on debtors.

INTEREST EARNINGS

Interest and other items of a similar nature received from bank and investment accounts, interest on rate instalments, interest on rate arrears and interest on debtors.

OTHER REVENUE / INCOME

Other revenue, which can not be classified under the above headings, includes dividends, discounts, rebates etc.

PROFIT ON ASSET DISPOSAL

Excess of assets received over the net book value for assets on their disposal.

EXPENSES

EMPLOYEE COSTS

All costs associate with the employment of person such as salaries, wages, allowances, benefits such as vehicle and housing, superannuation, employment expenses, removal expenses, relocation expenses, worker's compensation insurance, training costs, conferences, safety expenses, medical examinations, fringe benefit tax, etc.

MATERIALS AND CONTRACTS

All expenditures on materials, supplies and contracts not classified under other headings. These include supply of goods and materials, legal expenses, consultancy, maintenance agreements, communication expenses, advertising expenses, membership, periodicals, publications, hire expenses, rental, leases, postage and freight etc. Local governments may wish to disclose more detail such as contract services, consultancy, information technology, rental or lease expenditures.

UTILITIES (GAS, ELECTRICITY, WATER, ETC.)

Expenditures made to the respective agencies for the provision of power, gas or water. Exclude expenditures incurred for the reinstatement of roadwork on behalf of these agencies.

INSURANCE

All insurance other than worker's compensation and health benefit insurance included as a cost of employment.

LOSS ON ASSET DISPOSAL

Shortfall between the value of assets received over the net book value for assets on their disposal.

DEPRECIATION ON NON-CURRENT ASSETS

Depreciation expense raised on all classes of assets.

INTEREST EXPENSES

Interest and other costs of finance paid, including costs of finance for loan debentures, overdraft accommodation and refinancing expenses.

OTHER EXPENDITURE

Statutory fees, taxes, allowance for impairment of assets, member's fees or State taxes. Donations and subsidies made to community groups.

**STATEMENT OF FINANCIAL ACTIVITY BY NATURE & TYPE
FOR THE PERIOD ENDED 31 JULY 2022**

	Ref Note	YTD Budget (a) \$	YTD Actual (b) \$
Opening funding surplus / (deficit)	1(c)	0	796,641
Revenue from operating activities			
Rates	5		0
Specified area rates	5		0
Operating grants, subsidies and contributions	9		88,282
Fees and charges			30,045
Service charges			0
Interest earnings			442
Other revenue			0
Profit on disposal of assets	6	0	0
		0	118,769
Expenditure from operating activities			
Employee costs			(79,751)
Materials and contracts			(69,108)
Utility charges			(1,483)
Depreciation on non-current assets			0
Interest expenses			0
Insurance expenses			0
Other expenditure			12,981
Loss on disposal of assets	6		0
		0	(137,361)
Non-cash amounts excluded from operating activities	1(a)	0	0
Amount attributable to operating activities		0	(18,592)
Investing activities			
Payments for property, plant and equipment and infrastructure	6	0	(33,881)
Amount attributable to investing activities		0	(33,881)
Financing Activities			
Transfer to reserves	7		(170)
Amount attributable to financing activities		0	(170)
Closing funding surplus / (deficit)	1(c)	0	743,998

KEY INFORMATION

▲ ▼ Indicates a variance between Year to Date (YTD) Actual and YTD Actual data as per the adopted budget. Refer to Note 14 for an explanation of the reasons for the variance.

This statement is to be read in conjunction with the accompanying Financial Statements and Notes.

BASIS OF PREPARATION

REPORT PURPOSE

This report is prepared to meet the requirements of *Local Government (Financial Management) Regulations 1996 , Regulation 34* . Note: The statements and accompanying notes are prepared based on all transactions recorded at the time of preparation and may vary due to transactions being processed for the reporting period after the date of preparation.

BASIS OF ACCOUNTING

This statement comprises a special purpose financial report which has been prepared in accordance with Australian Accounting Standards (as they apply to local governments and not-for-profit entities) and Interpretations of the Australian Accounting Standards Board, and the *Local Government Act 1995* and accompanying regulations.

The *Local Government (Financial Management) Regulations 1996* take precedence over Australian Accounting Standards. Regulation 16 prohibits a local government from recognising as assets Crown land that is a public thoroughfare, such as land under roads, and land not owned by but under the control or management of the local government, unless it is a golf course, showground, racecourse or recreational facility of State or regional significance. Consequently, some assets, including land under roads acquired on or after 1 July 2008, have not been recognised in this financial report. This is not in accordance with the requirements of *AASB 1051 Land Under Roads paragraph 15* and *AASB 116 Property, Plant and Equipment paragraph 7*.

Accounting policies which have been adopted in the preparation of this financial report have been consistently applied unless stated otherwise. Except for cash flow and rate setting information, the report has been prepared on the accrual basis and is based on historical costs, modified, where applicable, by the measurement at fair value of selected non-current assets, financial assets and liabilities.

PREPARATION TIMING AND REVIEW

Date prepared: All known transactions up to 17 August 2022

SIGNIFICANT ACCOUNTING POLICES

CRITICAL ACCOUNTING ESTIMATES

The preparation of a financial report in conformity with Australian Accounting Standards requires management to make judgements, estimates and assumptions that effect the application of policies and reported amounts of assets and liabilities, income and expenses. The estimates and associated assumptions are based on historical experience and various other factors that are believed to be reasonable under the circumstances; the results of which form the basis of making the judgements about carrying values of assets and liabilities that are not readily apparent from other sources. Actual results may differ from these estimates.

THE LOCAL GOVERNMENT REPORTING ENTITY

All funds through which the Shire controls resources to carry on its functions have been included in the financial statements forming part of this financial report.

In the process of reporting on the local government as a single unit, all transactions and balances between those funds (for example, loans and transfers between funds) have been eliminated.

All monies held in the Trust Fund are excluded from the financial statements. A separate statement of those monies appears at Note 11 to these financial statements.

GOODS AND SERVICES TAX

Revenues, expenses and assets are recognised net of the amount of GST, except where the amount of GST incurred is not recoverable from the Australian Taxation Office (ATO). Receivables and payables are stated inclusive of GST receivable or payable. The net amount of GST recoverable from, or payable to, the ATO is included with receivables or payables in the statement of financial position. Cash flows are presented on a gross basis. The GST components of cash flows arising from investing or financing activities which are recoverable from, or payable to, the ATO are presented as operating cash flows.

ROUNDING OFF FIGURES

All figures shown in this statement are rounded to the nearest dollar.

(a) Non-cash items excluded from operating activities

The following non-cash revenue and expenditure has been excluded from operating activities within the Statement of Financial Activity in accordance with Financial Management Regulation 32.

	Notes	Amended Budget	YTD Budget (a)	YTD Actual (b)
		\$	\$	\$
Non-cash items excluded from operating activities				
Adjustments to operating activities		0	0	0
Total non-cash items excluded from operating activities		0	0	0

(b) Adjustments to net current assets in the Statement of Financial Activity

The following current assets and liabilities have been excluded from the net current assets used in the Statement of Financial Activity in accordance with *Financial Management Regulation* 32 to agree to the surplus/(deficit) after imposition of general rates.

		Last Year Closing 30 June 2022	This Time Last Year 31 July 2021	Year to Date 31 July 2022
Adjustments to net current assets				
Less: Reserves - restricted cash	7	(869,087)	(849,912)	(869,257)
Total adjustments to net current assets		(869,087)	(849,912)	(869,257)

(c) Net current assets used in the Statement of Financial Activity

Current assets				
Cash and cash equivalents	2	1,865,278	1,346,960	1,859,638
Rates receivables	3	78,123	70,604	73,348
Receivables	3	17,328	49,367	24,263
Other current assets	4	28,371	9,571	28,371
Less: Current liabilities				
Payables	5	(111,891)	(172,651)	(163,106)
Prior Year Adjustment (per audited financials)		(1,416)		
Contract liabilities	8	(92,836)	(122,289)	(98,070)
Provisions	8	(117,229)	(128,010)	(117,229)
Less: Total adjustments to net current assets	1(b)	(869,087)	(848,912)	(869,257)
Closing funding surplus / (deficit)		796,641	204,640	743,998

CURRENT AND NON-CURRENT CLASSIFICATION

In the determination of whether an asset or liability is current or non-current, consideration is given to the time when each asset or liability is expected to be settled. Unless otherwise stated assets or liabilities are classified as current if expected to be settled within the next 12 months, being the Council's operational cycle.

Description	Classification	Unrestricted \$	Restricted \$	Total Cash \$	Trust \$	Institution	Interest Rate	Maturity Date
Cash on hand								
Municipal - Cash at Bank	Cash and cash equivalents	989,931	0	989,931		NAB	0.10%	NA
Cash on hand - Floats and Petty Cash	Cash and cash equivalents	450	0	450		Cash	0.00%	NA
Reserve - Cash at Bank	Cash and cash equivalents	0	869,257	869,257		NAB	0.10%	NA
Trust - Cash at Bank	Cash and cash equivalents	0	0	0	0	NAB	0.00%	NA
Total		990,381	869,257	1,859,638	0			
Comprising								
Cash and cash equivalents		990,381	869,257	1,859,638	0			
		990,381	869,257	1,859,638	0			

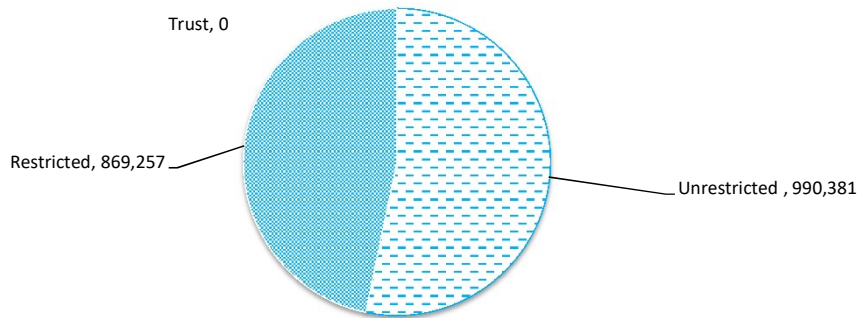
KEY INFORMATION

Cash and cash equivalents include cash on hand, cash at bank, deposits available on demand with banks and other short term highly liquid investments highly liquid investments with original maturities of three months or less that are readily convertible to known amounts of cash and which are subject to an insignificant risk of changes in value and bank overdrafts. Bank overdrafts are reported as short term borrowings in current liabilities in the statement of net current assets.

The local government classifies financial assets at amortised cost if both of the following criteria are met:

- the asset is held within a business model whose objective is to collect the contractual cashflows, and
- the contractual terms give rise to cash flows that are solely payments of principal and interest.

Financial assets at amortised cost held with registered financial institutions are listed in this note other financial assets at amortised cost are provided in Note 4 - Other assets.



**NOTES TO THE STATEMENT OF FINANCIAL ACTIVITY
FOR THE PERIOD ENDED 31 JULY 2022**

**OPERATING ACTIVITIES
NOTE 3
RECEIVABLES**

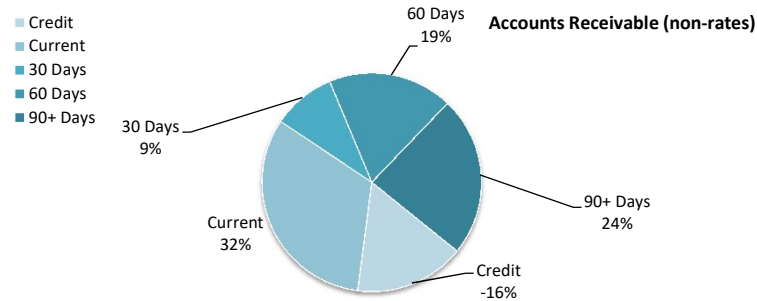
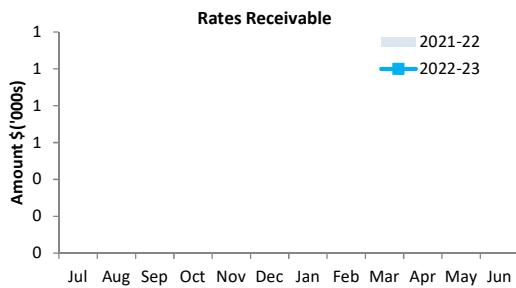
Rates receivable	30 Jun 2022	31 Jul 2022
	\$	\$
Opening arrears previous years	62,125	78,123
Levied this year	770,057	0
Less - collections to date	(754,059)	(4,775)
Equals current outstanding	78,123	73,348
Net rates collectable	78,123	73,348
% Collected	90.6%	6.1%

Receivables - general	Credit	Current	30 Days	60 Days	90+ Days	Total
	\$	\$	\$	\$	\$	\$
Receivables - general	(900)	1,793	516	1,020	1,314	3,744
Percentage	(24.0%)	47.9%	13.8%	27.3%	35.1%	
Balance per trial balance						
GST receivable						20,519
Total receivables general outstanding						24,263

Amounts shown above include GST (where applicable)

KEY INFORMATION

Trade and other receivables include amounts due from ratepayers for unpaid rates and service charges and other amounts due from third parties for goods sold and services performed in the ordinary course of business. Receivables expected to be collected within 12 months of the end of the reporting period are classified as current assets. All other receivables are classified as non-current assets. Collectability of trade and other receivables is reviewed on an ongoing basis. Debts that are known to be uncollectible are written off when identified. An allowance for impairment of receivables is raised when there is objective evidence that they will not be collectible.



	Opening Balance 1 July 2022	Asset Increase	Asset Reduction	Closing Balance 31 July 2022
	\$	\$	\$	\$
Other current assets				
Inventory				
Fuel and Materials	28,371	0	0	28,371
Prepayments				
Prepayments	0	0	0	0
Total other current assets	28,371	0	0	28,371
Amounts shown above include GST (where applicable)				

KEY INFORMATION

Inventory

Inventories are measured at the lower of cost and net realisable value.

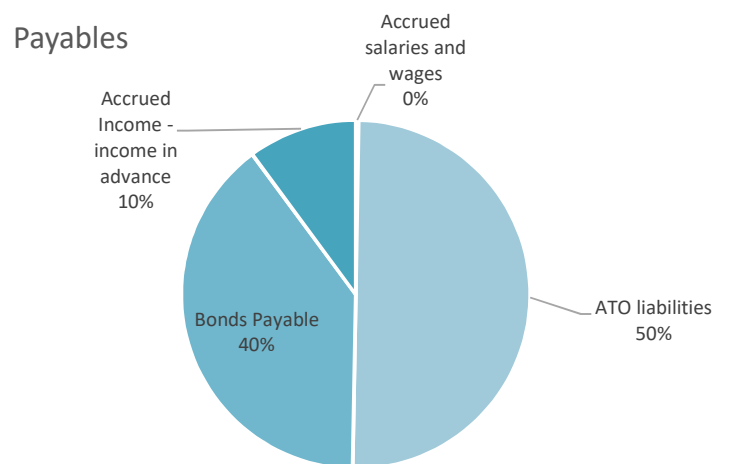
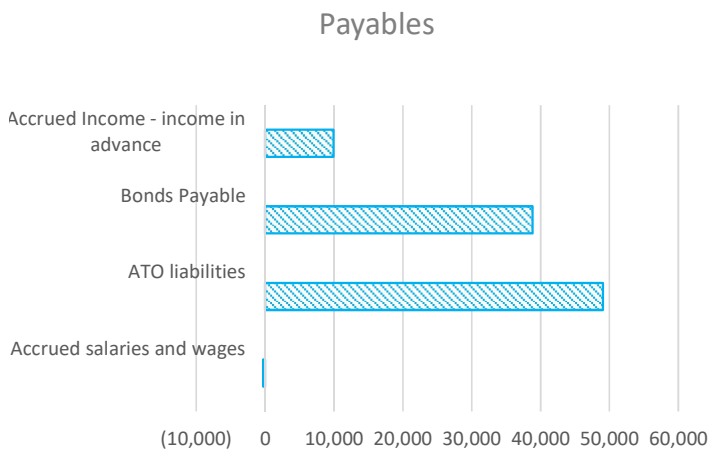
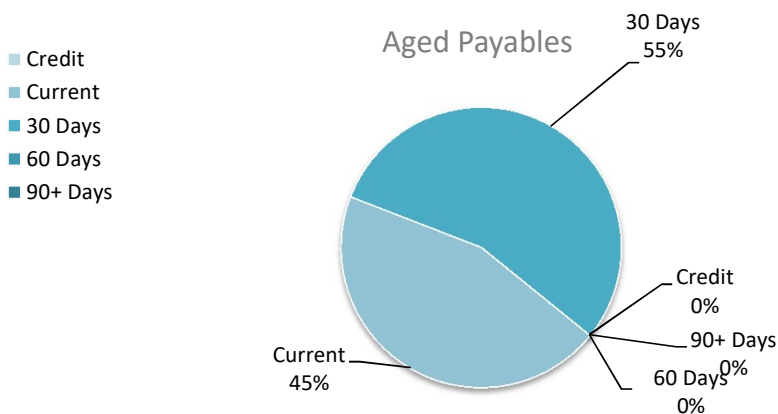
Net realisable value is the estimated selling price in the ordinary course of business less the estimated costs of completion and the estimated costs necessary to make the sale.

Payables - general	Credit	Current	30 Days	60 Days	90+ Days	Total
	\$	\$	\$	\$	\$	\$
Payables - general	0	29,528	36,019	0	0	65,547
Percentage	0%	45%	55%	0%	0%	
Balance per trial balance						
Accrued salaries and wages						(263)
ATO liabilities						49,062
Bonds Payable						38,833
Accrued Income - income in advance						9,927
Total payables general outstanding						163,106

Amounts shown above include GST (where applicable)

KEY INFORMATION

Trade and other payables represent liabilities for goods and services provided to the Shire that are unpaid and arise when the Shire becomes obliged to make future payments in respect of the purchase of these goods and services. The amounts are unsecured, are recognised as a current liability and are normally paid within 30 days of recognition.



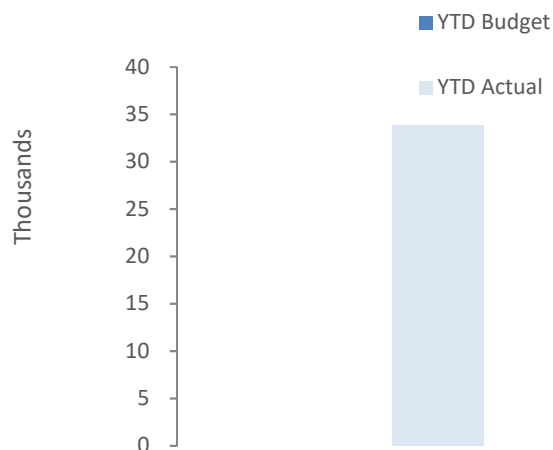
**NOTES TO THE STATEMENT OF FINANCIAL ACTIVITY
FOR THE PERIOD ENDED 31 JULY 2022**

**INVESTING ACTIVITIES
NOTE 6
CAPITAL ACQUISITIONS**

Capital acquisitions	Budget	YTD Budget	YTD Actual	YTD Actual Variance
	\$	\$	\$	\$
Infrastructure - roads			33,881	33,881
Payments for Capital Acquisitions	0	0	33,881	33,881
Capital Acquisitions Funded By:				
	\$	\$	\$	\$
Contribution - operations	0	0	33,881	33,881
Capital funding total	0	0	33,881	33,881

SIGNIFICANT ACCOUNTING POLICIES

All assets are initially recognised at cost. Cost is determined as the fair value of the assets given as consideration plus costs incidental to the acquisition. For assets acquired at no cost or for nominal consideration, cost is determined as fair value at the date of acquisition. The cost of non-current assets constructed by the local government includes the cost of all materials used in the construction, direct labour on the project and an appropriate proportion of variable and fixed overhead. Certain asset classes may be revalued on a regular basis such that the carrying values are not materially different from fair value. Assets carried at fair value are to be revalued with sufficient regularity to ensure the carrying amount does not differ materially from that determined using fair value at reporting date.



**NOTES TO THE STATEMENT OF FINANCIAL ACTIVITY
FOR THE PERIOD ENDED 31 JULY 2022**

**OPERATING ACTIVITIES
NOTE 7
CASH RESERVES**

Cash backed reserve

Reserve name	Opening Balance	Actual Transfers		Actual Transfers Out (-)	Actual YTD Closing Balance
		Actual Interest Earned	In (+)		
	\$	\$	\$	\$	\$
Plant replacement reserve	669,024	132	0	0	669,156
Building reserve	42,092	7	0	0	42,100
Affordable housing reserve	102,311	20	0	0	102,331
Office equipment reserve	14,031	2	0	0	14,033
Road construction reserve	21,628	4	0	0	21,632
Staff leave Reserve	20,000	5			20,005
	869,087	170			869,257

Other current liabilities	Note	Opening Balance 1 July 2022	Liability Increase	Liability Reduction	Closing Balance 31 July 2022
		\$	\$	\$	\$
Contract liabilities					
Unspent grants, contributions and reimbursements					
- operating	9	7,461	5,233	0	12,694
- non-operating	10	85,375	0	0	85,375
Total unspent grants, contributions and reimbursements		92,836	5,233	0	98,069
Provisions					
Annual leave		84,931	0	0	84,931
Long service leave		32,298	0	0	32,298
Total Provisions		117,229	0	0	117,229
Total other current liabilities		210,065	5,233	0	215,298
Amounts shown above include GST (where applicable)					

A breakdown of contract liabilities and associated movements is provided on the following pages at Note 9 and 10

KEY INFORMATION

Provisions

Provisions are recognised when the Shire has a present legal or constructive obligation, as a result of past events, for which it is probable that an outflow of economic benefits will result and that outflow can be reliably measured.

Provisions are yet to be confirmed for the financial year ended 30 June 2022.

Provisions are measured using the best estimate of the amounts required to settle the obligation at the end of the reporting period.

Employee benefits

Short-term employee benefits

Provision is made for the Shire's obligations for short-term employee benefits. Short-term employee benefits are benefits (other than termination benefits) that are expected to be settled wholly before 12 months after the end of the annual reporting period in which the employees render the related service, including wages, salaries and sick leave. Short-term employee benefits are measured at the (undiscounted) amounts expected to be paid when the obligation is settled.

The Shire's obligations for short-term employee benefits such as wages, salaries and sick leave are recognised as a part of current trade and other payables in the calculation of net current assets.

Other long-term employee benefits

The Shire's obligations for employees' annual leave and long service leave entitlements are recognised as provisions in the statement of financial position.

Long-term employee benefits are measured at the present value of the expected future payments to be made to employees. Expected future payments incorporate anticipated future wage and salary levels, durations of service and employee departures and are discounted at rates determined by reference to market yields at the end of the reporting period on government bonds that have maturity dates that approximate the terms of the obligations. Any remeasurements for changes in assumptions of obligations for other long-term employee benefits are recognised in profit or loss in the periods in which the changes occur. The Shire's obligations for long-term employee benefits are presented as non-current provisions in its statement of financial position, except where the Shire does not have an unconditional right to defer settlement for at least 12 months after the end of the reporting period, in which case the obligations are presented as current provisions.

Contract liabilities

An entity's obligation to transfer goods or services to a customer for which the entity has received consideration (or the amount is due) from the customer. Grants to acquire or construct recognisable non-financial assets to identified specifications be constructed to be controlled by the Shire are recognised as a liability until such time as the Shire satisfies its obligations under the agreement.

NOTES TO THE STATEMENT OF FINANCIAL ACTIVITY
FOR THE PERIOD ENDED 31 JULY 2022

NOTE 9

OPERATING GRANTS AND CONTRIBUTIONS

Provider	Unspent operating grant, subsidies and contributions liability					YTD Revenue Actual
	Liability 1 July 2022	Increase in Liability	Liability Reduction (As revenue)	Liability 31 Jul 2022	Current Liability 31 Jul 2022	
	\$	\$	\$	\$	\$	\$
Operating grants and subsidies						
General purpose funding						
Grants Commission - General				0	0	
Grants Commission - Roads				0	0	
Law, order, public safety						
DFES - Bushfire Brigade	7,461	5,233	0	12,694	12,694	
ESL Grant				0	0	0
Education and welfare						
Well Aged Housing Grants				0		
Transport						
RRG Direct Funding Grant				0		87,416
Other property and services						
				0		
	7,461	5,233	0	12,694	12,694	87,416
Operating contributions						
Governance						
Traineeship Incentives						
General purpose funding						
Legal Fees Recovered						
Education and welfare						
Income relating to Well Aged Housing						46
Housing						
Staff Housing Reimbursements						820
Recreation and culture						
Insurance Recoveries						
Other property and services						
FBT Reimbursements						
Income Relating to OHS						
Diesel Fuel Rebates						
Reimbursement of LSL				0		
	0	0	0	0	0	866
TOTALS	7,461	5,233	0	12,694	12,694	88,283

NOTES TO THE STATEMENT OF FINANCIAL ACTIVITY
FOR THE PERIOD ENDED 31 JULY 2022

NOTE 10
NON-OPERATING GRANTS AND CONTRIBUTIONS

Provider	Unspent non operating grants, subsidies and contributions liability					YTD Revenue Actual (b) \$
	Liability 1 July 2022	Increase in Liability	Liability Reduction (As revenue)	Liability 31 Jul 2022	Current Liability 31 Jul 2022	
	\$	\$	\$	\$	\$	\$
Non-operating grants and subsidies						
Law, order, public safety						
Grant - Water Tanks	0	0	0	0	0	
Community amenities						
LRCIP (P1) Townscape Enhancement	(23,350)	0	0	(23,350)	(23,350)	
LRCIP (P2)				0		
Transport						
Regional Road Group - Project Funding	58,667	0	0	58,667	58,667	
LCRI Phase 2	44,089	0	0	44,089	44,089	
R2R Grant	5,969	0	0	5,969	5,969	
	85,375	0	0	85,375	85,375	0
	0	0	0	0	0	0

Description	Opening Balance	Amount	Amount	Closing Balance
	1 July 2022	Received	Paid	31 Jul 2022
	\$	\$	\$	\$
Landcare Receipts	8,608			8,608
Unclaimed Monies	280			280
WSRA	1,340			1,340
Wongi	2,067			2,067
Bushfire Brigades	3,251			3,251
LGIS Bonus Scheme	21,553			21,553
Heritage Loan Scheme	1,733			1,733
	38,833	0	0	38,833



APPLICATION FOR FLORA TAKING (COMMERCIAL) LICENCE- CROWN LAND

(Pursuant to Regulation 60 of the *Biodiversity Conservation Regulations 2018*)

NOTE TO ALL APPLICANTS:

- Please complete ALL sections, and all relevant forms. Further information may be obtained from the Wildlife Licensing Section, **9219 9836** or wildlifelicensing@dbca.wa.gov.au.

Application should be forwarded to: Wildlife Licensing Section
Department of Biodiversity, Conservation and Attractions (DBCA)
Locked Bag 30, Bentley Delivery Centre, WA 6983.

Email to wildlifelicensing@dbca.wa.gov.au, faxed to (08) 9219 8242

1. Applicant details					
Mr / Mrs / Ms / Dr (circle)	First Name	Wendy			
	Other names (middle)	Joan			
	Surname	Hayward			
Residential Address	24 Richardson Street				
Suburb	KATANNING	Postcode	6317	State	WA
Postal Address	PO BOX 37				
Suburb	KATANNING	Postcode	6317	State	WA
Email:	wendy.hayward@iinet.net.au				
Phone Contact No.	0414321718	Date of Birth	18/07 / 1962		
Previous Licence No.	Nil	Previous Licence expiry	/ /		
Proof of identification (photo identification required, eg, <u>driver's licence</u> , passport)				<input checked="" type="checkbox"/>	Attached
2. Prior Convictions					
Have you been convicted of any wildlife or plant related offence in the past 5 years?				<input type="checkbox"/> Yes	<input checked="" type="checkbox"/> No
If Yes, please provide details (offence, date)					
3. Locations to which application applies (detail all that you propose to collect on)					
Tenure	Select that which applies or write details				
State Forest <small>(permission granted by the relevant DBCA district/region via a 'Location Lawful Authority')</small>	<input type="checkbox"/> Swan Coastal	<input type="checkbox"/> Donnelly	<input type="checkbox"/> Wellington		
	<input type="checkbox"/> Perth Hills	<input type="checkbox"/> Frankland	<input type="checkbox"/> Blackwood		
Please provide a list of the Forest blocks you intend to collect from per District				<input type="checkbox"/>	Attached

Unallocated Crown land (UCL) (permission granted by the relevant DBCA district/region via an 'Access to land' permission)	<input type="checkbox"/> Moora	<input type="checkbox"/> Goldfields	<input type="checkbox"/> Wheatbelt
	<input type="checkbox"/> Geraldton	<input type="checkbox"/> Pilbara	<input type="checkbox"/> Kimberley

Please provide a list of the UCL you intend to collect from per District Attached

Crown land not managed by DBCA

(written permission must be obtained from the relevant Crown land manager eg. LGA/Department/etc)

Crown land manager/s: Woodanilling Shire
Shenton Road

4. Flora to be taken

- Seed** of all flora, other than threatened or priority species – attach a list of species if collecting in State Forest or UCL
- Stems** of all flora, other than threatened or priority species – attach a list of species if collecting in State Forest or UCL
- Targeted species (attach list if more space is required)

Scientific name	Common name	Part to be taken (eg. Flowering stems, cones, seeds, whole plant, etc)	Quantity	Location
<i>(EXAMPLE)</i> <i>Banksia grandis</i>	<i>Bull banksia</i>	cones	100	State Forest Blackwood
Santalum Acuminatum	Quandong	seed	100 - 200kg	

5. Other information

Please attach any other documentation or comments relevant to your application (eg. Proof of salvage/clearing permit documents if whole plants are to be taken)

6. Duration of licence and fees (tick one)

Payment details on last page

	Duration	Fee
Renewal application fee Note: A renewal is only granted when an application is received prior to a current licence expiring. Please ensure your returns are up to date or attached.	<input type="checkbox"/> 1 year	\$120
	<input type="checkbox"/> 3 years	\$230
New application fee	<input type="checkbox"/> 1 year	\$145
	<input checked="" type="checkbox"/> 3 years	\$255

7. Use and disclosure of information

Information that you provide will be used and disclosed in accordance with sections 274 and 275 of the Biodiversity Conservation Act 2016 (WA). This may include use for licence monitoring and compliance, to inform you of any licence of legislative requirements or changes, to seek your feedback on wildlife related licensing and legislation, and disclosure to other State and Commonwealth agencies for administration or enforcement purposes. You also consent to the release of information concerning the grant of the licence, and of any conditions of the licence, in response to inquiries made to the Department.

8. Declaration by applicant

<input checked="" type="checkbox"/>	Yes	I understand that there are penalties for making false or misleading statements in or in connection with a licence application and that making false or misleading statements may lead to the cancellation of my licence and may affect my ability to hold licences in the future. All details provided by me to DBCA in relation to this application are true and correct, and I consent to the use and disclosure of information for the purposes described in the 'Use and disclosure of information' section above.
Signed: <i>Mindy Hayward</i>		Date: <u>22 / 07 / 2022</u>

PAYMENT METHODS

<input type="checkbox"/>	CASH (enclosed)							
<input type="checkbox"/>	CHEQUE / MONEY ORDER (enclosed)	Payable to Department of Biodiversity, Conservation and Attractions ("DBCA") to be attached to completed application form.						
<input type="checkbox"/>	EFT TRANSFER	<table border="1" style="width: 100%;"> <tr> <td style="width: 60%;">Acct Name: DBCA</td> <td style="width: 40%;">Ref: "60 Surname, Initial"</td> </tr> <tr> <td>BSB: 066-040</td> <td>(max 18 characters)</td> </tr> <tr> <td>Account No.: 11300006</td> <td></td> </tr> </table>	Acct Name: DBCA	Ref: "60 Surname, Initial"	BSB: 066-040	(max 18 characters)	Account No.: 11300006	
Acct Name: DBCA	Ref: "60 Surname, Initial"							
BSB: 066-040	(max 18 characters)							
Account No.: 11300006								
<input type="checkbox"/>	CREDIT CARD (details below)							
<input type="checkbox"/>	Payment received at DBCA district/regional office	Date: _____						
		Name of officer: _____						
		<input type="checkbox"/> Copy of receipt attached						

***Any details below will be detached and destroyed once payment is processed. Please print clearly**

VISA / MASTERCARD (Please circle)

Name of Cardholder: _____ Signature: _____ Amount: \$ _____

Card No: _____ Expiry Date: ____/____

ACCESS TO LAND FOR A DESIGNATED ACTIVITY

(Pursuant to Regulation 101 of the *Biodiversity Conservation Regulations 2018*)

A person who is authorised to carry out a designated activity under a licence must not, for the purposes of the designated activity, enter land that is not in the possession or under the control of the holder of the licence without written authorisation of an owner or occupier of the land to enter the land and to carry out the designated activity.

Written approval from the land owner or occupier must be attached to the licence during licensed activities.

1. Designated Activity	Taking flora in accordance with a Biodiversity Conservation Regulations 2018 Reg 60 Flora taking (commercial purposes) licence.		
2. Land Owner / Occupier Information			
<input type="checkbox"/> Land Owner / Land Owner representative	<input type="checkbox"/> Land Occupier		
First name			
Surname			
Job Title			
Phone contact No.			
Location details			
3. Person authorised to take flora			
First name			
Surname			
Residential address			
Phone contact No.		Licence No. (reg 60)	
4. Approval			
Approval is valid	<input type="checkbox"/>	Until r. 60 licence expiry of listed person	
	<input type="checkbox"/>	From	to
<input type="checkbox"/>	I give approval for the person listed on this authorisation to take flora according to their BC Reg 60 licence, on the above-mentioned property.		
Signature	Date signed	____ / ____ / ____	
5. Additional Information (information relevant to access to the specified land for this designated purpose)			

NOTE

This is not a prescribed form. Written authorisation to access land for this designated activity may be provided by a land owner/occupier in any format providing it details location (including lot or location number, street/road, suburb and local government authority where relevant), land owner or occupier name and contact phone number, the time period that the authorisation is valid for, and is signed and dated.

A land owner/occupier may revoke an access to land permission if the person licensed to undertake the designated activity is not acting in accordance with any information as indicated for access to the specified land.

DRIVER'S LICENCE
WESTERN AUSTRALIA



HAYWARD,
WENDY JOAN
24 RICHARDSON ST
KATANNING WA 6317

EXPIRY DATE
4 Jun 2023

DATE OF BIRTH
18 Jul 1962

CLASS
C

Mary J Hayward

Department of
Transport

LICENCE NUMBER
3101305



18071962

EMAIL BACK

Voting Delegate Registration 2022 WALGA Annual General Meeting



All Member Councils are entitled to be represented by two voting delegates at the Annual General Meeting of the WA Local Government Association to be held on Monday, 3 October 2022 at Crown Perth.

In the event one or both of the registered Voting Delegates is unable to attend, provision is made for two Proxy Voting Delegates to be registered.

Only registered Voting Delegates or Proxies will be permitted to exercise voting entitlements on behalf of Member Councils. Delegates may be Elected Members or serving officers.

Please complete, sign and return this form before **5:00pm Friday, 23 September**.

VOTING DELEGATES	PROXY VOTING DELEGATES
Name of Voting Delegates:	Name of Proxy Voting Delegates:
Delegate 1:	Proxy 1:
Delegate 2:	Proxy 2:
Local Government: Shire/Town/City of	
Signature of Chief Executive Officer:	
Date:	

ON COMPLETION, PLEASE EMAIL TO: krobertson@walga.asn.au

Attention: Kathy Robertson, Executive Officer Governance

Please Note:

- All Voting Delegates must present at the WALGA Delegate Service Desk prior to the AGM to collect their electronic voting device (keypad) and identification tag to gain entry to the AGM.
- Observers (non-voting) are also welcome to attend the AGM, however registration is essential.
- Registration as a Voting Delegate is separate to any registration as a Convention Delegate.
- For further information or to register as an AGM Observer or Convention Delegate, please visit our website at www.walga.asn.au or contact Kathy Robertson on (08) 9213 2036.

WWLZ INFORMATION REPORT – FOR THE PERIOD – JULY 2022–AUGUST 2022

GLOSSARY

<i>NLP</i>	- <i>National Landcare Programme</i>
<i>SWCC</i>	- <i>South West Catchments Council</i>
<i>SCNRM</i>	- <i>South Coast Natural Resource Management</i>
<i>GWL</i>	- <i>Gondwana Link</i>
<i>GA</i>	- <i>Greening Australia</i>
<i>EOI</i>	- <i>Expression of Interest</i>
<i>FOO</i>	- <i>Food on Offer</i>

MANAGEMENT COMMITTEE MEETING

Last Meeting: July 13th

Next Meeting: AGM 10th August

LANDCARE COORDINATION FUNDING 2021 / 2022

- SWCC Pollinator Project - \$55,500
- State NRM – Boardwalk for bird hide – \$26,112
- Community Fauna Education Project - \$133,340
- DPIRD – FEED365 – Satellite trial site – \$60,000

STRATEGIC PLANNING

- Constitution review has been completed. Has been to the committee for review and is to be adopted at the AGM scheduled for the 10th Aug

NON-PROJECT COMMUNITY ACTIVITIES

- Tree planter hire

COMPLETED EVENTS

- CRC Birds in nature Art for holidays event
- Field walk with noongar elder on traditional ecological knowledge (TEK)
- Volunteer assisted fauna monitoring for Autumn is finished

COMING EVENTS

- Nightstalk.

CURRENT/ONGOING PROJECTS:

SWCC – POLLINATOR PROJECT STAGE 2 \$218,000 (OVER 4 YEARS)

- Traditional ecological knowledge event to take place early august on Wagin farm. Indigenous land use field walk outlining how the land was used traditionally.

STATE NRM – WAGIN LAKE BOARDWALK - \$26,112

- After committee meeting discussion, looking at sourcing more funding to make up some of the difference in the costing post covid vs funding obtained.
- Spoken to lotterywest regarding potential funding, they could assist with this potentially, so have suggested we put in an application. There is a 4 month turn around time for grants to be

assessed however, so this will mean an extension will be required regardless and no guarantee it would be successful.

- May be challenging to source funds from other small environmental grants as they prefer not to fund retrospectively. (the project has already commenced, despite no actual work breaking ground yet) This will still be explored however when we can find a relevant grant.

STATE NRM – HELPING OUR WAGIN-WOODY COMMUNITY TO UNDERSTAND AND PROTECT OUR SPECIES - \$133,340 (OVER 3 YEARS)

- Planting is underway for most sites.
- 4 locations lined up for fauna surveys to be completed in Spring. This will be 8 of required 15 surveys completed.
- 12.3ha of required 15ha has been allocated.
- 4km of required 10km of fencing has been completed.
- Collaborating with the Wagin CRC to coordinate the spring nightstalk and to offer fauna trapping to interested community members.

DPIRD – FEED 365 PASTURE TRIALS SATELLITE SITE - \$60,000 (OVER 3 YEARS)

- Fencing completed.
- Sheep average weights have been determined for each mob going into each paddock.
- Sheep moved into allocated paddocks. Will graze for approximately 4 week period coming out being weighed again to determine growth rate on different pasture types.

APPLICATION SUBMITTED

- Large State NRM grant submitted for 3 years feral pig contractor controls. Approximately \$70K per year to fund 20 weeks work for contractor. Ground truthing, monitoring etc activities additional for WWLZ.

APPLICATIONS UNDERWAY

- Lotterywest grant to meet shortfall in boardwalk funding.